

AS | DS[®]

2019
Annual Meeting

October 24-27
Chicago, Illinois

The most comprehensive educational experience spanning the field of dermatologic surgery, including cosmetic, Mohs, skin cancer, reconstructive and general dermatologic surgery procedures, as well as practice management.

PROGRAM & REGISTRATION



Keynote from tongue cancer survivor Chef Grant Achatz



Cloud Gate is a public sculpture in Chicago, just blocks away from the 2019 ASDS Annual Meeting

Register by Sept. 18 to save \$200.
Visit asds.net/AnnualMeeting

TABLE OF CONTENTS

Hand-on Workshops 3
 Program-at-a-Glance 4-6
 Activities 7
 Resident Sessions and Activities 8
 Silent Auction 9
 General Information 10
 ASDS CME Statement 11
 CME Credits and MOC 2 Credits 12
 Special Lectures 13
 Abstracts 14
 Session Details 15-29
 Housing & Travel 30
 Registration Information and Policies 31

ASDS
 2019
 Annual Meeting | October 24-27
 Chicago, Illinois

© 2019 American Society for Dermatologic Surgery

No part of this publication may be reproduced without the prior written permission of ASDS.

American Society for Dermatologic Surgery

5550 Meadowbrook Drive, Suite 120
 Rolling Meadows, IL 60008-3605
 Phone: 847-956-0900 Fax: 847-956-0999 Website: asds.net

14th Annual ASDS Gala Dinner and Dance

A Night at the Museum

Saturday, Oct. 26 7 – 11 p.m.

Field Museum

Celebrate among the natural wonders and cultural artifacts at the world-renowned Field Museum. This special evening includes cocktails, hors d'oeuvres and an elegant dinner, followed by dancing with one of the liveliest bands around. Tickets required: \$165 per person. Transportation included.

Reserve your tickets now

asds.net/AnnualMeeting or call 847-956-0900.

ASDS
 American Society for
 Dermatologic Surgery

Matching Funds Supporter:



This event supports the ASDS Dermasurgery Advancement Fund.
 Space is limited - advance purchase is strongly recommended.

HANDS-ON WORKSHOPS OFFER AN INTERACTIVE EXPERIENCE

Master specific techniques with pearls from experts at these hands-on workshops.

Advance registration required for these workshops.

Open to physician registrants only.

AS | DS

2019
Annual Meeting
October 24-27
Chicago, Illinois

WEDNESDAY, OCT. 23

9 a.m. – 4 p.m.

Patient Demonstrations and Hands-on Workshop: Chemical Peels

In partnership with



Co-directors: Harold J. Brody, MD, and Peter P. Rullan, MD

This session provides the latest innovations and uses of superficial to deep chemical peels for therapeutic and aesthetic indications across all skin types. Registration is limited to 12 participants. \$1,090 by Sept. 18; \$1,250 after Sept. 18. 6.00 CME 60 MOC2

9 a.m. – 4 p.m.

Hands-on Workshop and Cadaver Lab: Advanced Cosmetic Surgical Procedures of the Eyes and Face

Co-directors: William Ramsdell, MD, and Cameron Chesnut, MD

This session will focus on advanced cosmetic surgery procedures in a highly interactive format. Presentations with procedural videos by expert faculty will be followed by the opportunity for attendees to practice on cadaveric specimens. Procedures will include upper and lower blepharoplasties, advanced injection techniques, retrobulbar injection and brow / face lifts. Space is limited. \$1,090 by Sept. 18; \$1,250 after Sept. 18. 6.00 CME 60 MOC2

FRIDAY, OCT. 25

1:30 – 3:30 p.m.

Hands-on Workshop and Cadaver Lab: Wound Closures

Directors: Ramona Behshad, MD, and Simon Yoo, MD

This session is appropriate for beginner, intermediate and advanced levels. It offers small group, hands-on practice performing complex layered linear repairs and local flaps, as well as advancement, rotation and transposition flaps. On or Before Sept. 18: Members \$290 / Non-Members \$360; After Sept. 18: Members \$330 / Non-Members \$450. 2.00 CME 20 MOC2

SATURDAY, OCT. 26

1:45 - 4 p.m.

Hands-on Workshop and Cadaver Lab: Nail Surgery

Directors: Maral K. Skelsey, MD, and Thomas J. Knackstedt, MD

This session is geared toward all levels of nail surgeons, from beginner and intermediate to advanced levels. It offers small group, hands-on experience practicing a variety of nail surgery techniques. On or Before Sept. 18: Members \$290 / Non-Members \$360; After Sept. 18: Members \$330 / Non-Members \$450. 2.25 CME 22 MOC2

SUNDAY, OCT. 27

9:45 a.m. - 12:45 p.m.

Hands-on Workshop: Excision, Flap, Suturing and Injection Techniques

Directors: Christie G. Regula, MD, and M. Laurin Council, MD

This session allows attendees hands-on exposure, using surgical simulation models, the opportunity to practice excision, suturing and injection techniques. By Sept. 18: \$199 Members; \$250 Non-members; \$179 Residents. After Sept. 18: Members \$230; Non-members \$310; Residents \$220. 3.00 CME 30 MOC2

Register early to
attend these sessions.
Seating is limited!



WEDNESDAY, OCT. 23

Cosmetic Dermatologic Surgery

General Dermatology, Advocacy and Other

REGISTRATION 8 a.m. – 6:30 p.m.

9 a.m. – 4 p.m.	<p>HANDS-ON WORKSHOP AND CADAVER LAB Advanced Cosmetic Surgical Procedures of the Eyes and Face \$ † † ☐ 6.00 CME 60 MOC2</p> <p>PATIENT DEMONSTRATIONS AND HANDS-ON WORKSHOP Chemical Peels in partnership with IPS-USA \$ † † ☐ 6.00 CME 60 MOC2</p>	
1 – 4 p.m.		<p>So You Have an Idea – Now What? Innovation & Entrepreneurship Summit 3.00 CME</p>
3:30 – 4:30 p.m.		<p>Journal Article Reviewer’s Workshop 1.00 CME</p>
4:30 – 6:30 p.m.	<p>Unplugged: Straight Talk about Devices and More</p>	
6:30 – 9 p.m.	<p>Industry-Organized CME Dinners † †</p>	

THURSDAY, OCT. 24

Cosmetic Dermatologic Surgery

Skin Cancer and Reconstruction

Practice Management

General Dermatology, Advocacy and Other

REGISTRATION 7 a.m. – 6:30 p.m. • EXHIBIT HALL Noon – 7 p.m.

7:30 – 8:45 a.m.	<p>MORNING MASTERS • Liposuction 2019 ☐ 1.25 CME • Soft-tissue Fillers: Advanced Video Instruction with Panel Discussion ☐ 1.25 CME</p>	<p>MORNING MASTERS • Alar Reconstruction: Simple vs. Complex 1.25 CME • The Scar Session 1.25 CME</p>	<p>ROUND TABLE • What I Wish I Had Known: Navigating Contracts, the Art of Negotiation and Securing Your Dream Job † † ☐ 1.25 CME</p>	<p>ORAL ABSTRACTS • General Dermatology and Other 1.25 CME</p>
9 – 10 a.m.	<p>OPENING SESSION: President’s and Chairs’ Welcome; Future Leaders Network and ASDS Cosmetic Fellow Graduation Ceremony</p>			
10 – 10:30 a.m.	<p>KEYNOTE SPEAKER: Chef Grant Achatz</p>			
10:45 a.m. – Noon	<p>PLENARY • Emerging Therapies in Dermatologic Surgery 1.25 CME</p>		<p>TARGETED TALK • Dermatology Malpractice: Real Case Reports and Avoidance Strategies 1.25 CME</p>	
Noon – 1:30 p.m.	<p>Exhibit Hall: Networking, Cosmeceutical Bar and Industry Talks & Product Demonstrations † † Resident Luncheon † ☐ † †</p>			
1:30 – 2:25 p.m.	<p>TARGETED TALK • Vein Treatments in High-Def: Update for 2020 ☐ 0.75 CME • Cutting Edge Advanced Cosmetic Techniques ☐ 0.75 CME</p>	<p>TARGETED TALK • High Risk Skin Cancers 0.75 CME</p>	<p>TARGETED TALK • All Things Human Resources: How to Attract and Retain Great Staff 0.75 CME</p>	<p>TARGETED TALK • Advocacy 101 0.75 CME • Handling Hyperhidrosis 0.75 CME</p> <p>ORAL ABSTRACTS • Best of Oral Abstracts, ASDS Grant Funding Winners 0.75 CME</p>
2:35 – 3:30 p.m.	<p>TARGETED TALK • Using Video and Simulation-based Technologies to Improve Surgical and Cosmetics Education 0.75 CME</p>	<p>TARGETED TALK • Techniques for Intimidating Surgical Scenarios 0.75 CME</p> <p>ORAL ABSTRACTS • Skin Cancer and Reconstruction 0.75 CME</p>	<p>TARGETED TALK • Reputation Management: PR, Media and Influencers 0.75 CME</p>	<p>TARGETED TALK • Global Health Philanthropic Best Practices 0.75 CME</p>
3:30 – 4:15 p.m.	<p>Networking Beverage Break in Exhibit Hall † †</p>			
4:15 – 5:15 p.m.	<p>PLENARY • Technology Disrupters in Dermatologic Surgery 1.00 CME</p>		<p>ROUND TABLE • Practice Management Discussions † † 1.00 CME</p>	
5:30 – 6:30 p.m.	<p>First-time Attendee Reception † †</p>			
5:30 – 7 p.m.	<p>Welcome Reception in Exhibit Hall † †</p>			
7 – 9 p.m.	<p>Industry Networking Hot Topics † †</p>			

FRIDAY, OCT. 25

	Cosmetic Dermatologic Surgery	Skin Cancer and Reconstruction	Practice Management	General Dermatology, Advocacy and Other
REGISTRATION 6:30 a.m. – 6:30 p.m. • EXHIBIT HALL 10 a.m. – 7 p.m.				
7 – 8:15 a.m.	MORNING MASTERS <ul style="list-style-type: none"> • Cosmeceuticals 1.25 CME • Neuromodulators: Cutting Edge ⊖ 1.25 CME • Global Perspectives on Injectables ⊖ 1.25 CME 	MORNING MASTERS <ul style="list-style-type: none"> • Refinements in Perioral Reconstruction 1.25 CME 	MORNING MASTERS <ul style="list-style-type: none"> • How to Bring a Product to Market 1.25 CME ROUND TABLE <ul style="list-style-type: none"> • Real Life Perspectives on Practice Management, Networking and Leadership ⊖ ✓ † 1.25 CME 	ORAL ABSTRACTS <ul style="list-style-type: none"> • General Dermatology and Other 1.25 CME
8:30 – 10 a.m.	ASDS MEMBERS-ONLY BREAKFAST BUSINESS MEETING ††		TARGETED TALK <ul style="list-style-type: none"> • Essential Office and Financial Policies for Your Practice 1.50 CME 	
10 – 10:45 a.m.	Networking Break in Exhibit Hall ††			
10:45 a.m. – Noon	PLENARY <ul style="list-style-type: none"> • Diversity: Preparing Yourself to Work in a Changing Landscape 1.25 CME 		TARGETED TALK <ul style="list-style-type: none"> • Dermatologic Surgery Coding and Reimbursement Issues 1.25 CME 	
Noon – 1:30 p.m.	Exhibit Hall: Networking, Cosmeceutical Bar and Industry Talks & Product Demonstrations ††			
1:30 – 2:25 p.m.	TARGETED TALK <ul style="list-style-type: none"> • Real World, Small Volume: High Yield Filler Injection Techniques ⊖ 0.75 CME • Finessing Challenging Situations in Cosmetic Dermatology 0.75 CME 	TARGETED TALK <ul style="list-style-type: none"> • Saving Face: Reconstructive Solutions to Challenging Defects 0.75 CME 	TARGETED TALK <ul style="list-style-type: none"> • Technology to Improve Your Patient Consult and Experience 0.75 CME 	TARGETED TALK <ul style="list-style-type: none"> • Workshop on Aseptic Technique, Managing Medicines and Safety in the Office Environment 0.75 CME
1:30 – 3:30 p.m.	PATIENT DEMONSTRATIONS <ul style="list-style-type: none"> • Non-Invasive Rejuvenation Without Fillers or Toxins: The Latest and Greatest in Advanced Techniques ⊖ 2.00 CME ORAL ABSTRACTS <ul style="list-style-type: none"> • Cosmetic Dermatologic Surgery ⊖ 2.00 CME 	HANDS-ON WORKSHOP AND CADAVER LAB <ul style="list-style-type: none"> • Wound Closures \$ ⊖ ✓ 2.00 CME 20 MOC2 ORAL ABSTRACTS <ul style="list-style-type: none"> • Skin Cancer and Reconstruction 2.00 CME 		
2:35 – 3:30 p.m.	SHARED INTEREST GROUP <ul style="list-style-type: none"> • Body Contouring ⊖ 0.75 CME 	TARGETED TALK <ul style="list-style-type: none"> • Current Trends in the Management of Melanoma 0.75 CME 	TARGETED TALK <ul style="list-style-type: none"> • Private Practice vs. Private Equity Debate 0.75 CME • The Genius Bar of the Skincare Business 0.75 CME • Balancing Your Medical / Surgical and Cosmetic Practices ⊖ 0.75 CME 	
3:30 – 4:15 p.m.	Networking Beverage Break in Exhibit Hall ††			
4:15 – 5:30 p.m.	IRON SURGEON <ul style="list-style-type: none"> • 13th Annual Competition ⊖ 1.25 CME 		TARGETED TALK <ul style="list-style-type: none"> • Practice Management for Non-Physicians 1.25 CME 	
5:30 – 7 p.m.	Networking Reception and Silent Auction in Exhibit Hall ††			
5:30 – 6:30 p.m.	Future Leaders Network and IAC Reception †† (Invitation only)			
7 – 8 p.m.	Resident Networking Reception ✓ ††			
7 – 9 p.m.	Dine Arouds ††			

\$ Additional Fee ✓ Advance Registration ⊖ Open to Physician Registrants Only **CME** Continuing Medical Education **MOC2** Maintenance of Certification Part 2 †† Food Provided

Programming subject to change.

SATURDAY, OCT. 26

	Cosmetic Dermatologic Surgery	Skin Cancer and Reconstruction	Practice Management	General Dermatology, Advocacy and Other
REGISTRATION 7:30 a.m. – 5 p.m. • EXHIBIT HALL 9 a.m. – 2 p.m.				
7 – 8:15 a.m.	MORNING MASTERS <ul style="list-style-type: none"> Blepharoplasty ⊖ 1.25 CME Morning at the Movies: Advanced Laser and Energy-based Videos ⊖ 1.25 CME Rheology for the Dermatologic Surgeon – The State of the Science with Anatomical Correlation ⊖ 1.25 CME 	MORNING MASTERS <ul style="list-style-type: none"> Reconstruction of the Eyelid and Periocular Area 1.25 CME Dermatologic Surgery in Pediatric Patients 1.25 CME 	ROUND TABLE <ul style="list-style-type: none"> Pearls to Implement, Integrate and Master Aesthetics in Your Practice ✓ ⊖ 1.25 CME †† 	ORAL ABSTRACTS <ul style="list-style-type: none"> Skin Cancer, Cosmetic, General Dermatology and Other 1.25 CME
8:30 – 9:30 a.m.	PLENARY <ul style="list-style-type: none"> Blade or Light: Surgical and Non-surgical Solutions to Common Problems ⊖ 1.00 CME 		TARGETED TALK <ul style="list-style-type: none"> Benchmarking: Comparison Data on Dermatology Practices 1.00 CME 	
9:30 – 10:15 a.m.	Networking Break in Exhibit Hall ††			
10:15 – 11:15 a.m.	<ul style="list-style-type: none"> Vic Narurkar, MD, Innovations in Aesthetics Lecture 0.50 CME Annual Lawrence M. Field, MD, Honorary Lecture 0.50 CME 		TARGETED TALK <ul style="list-style-type: none"> Practice Marketing Tips 1.00 CME 	
11:30 a.m. – 12:30 p.m.	PLENARY <ul style="list-style-type: none"> Integrative and Holistic Dermatology 1.00 CME 		TARGETED TALK <ul style="list-style-type: none"> Office Protocols and Efficiencies 1.00 CME 	
12:30 – 1:45 p.m.	Exhibit Hall: Networking, Cosmeceutical Bar, Golden Scalpel and Industry Talks & Product Demonstrations ††			
1:45 – 2:45 p.m.	TARGETED TALK <ul style="list-style-type: none"> Sophisticated Approaches to Non-surgical Rejuvenation ⊖ 1.00 CME ORAL ABSTRACTS <ul style="list-style-type: none"> Cosmetic Dermatologic Surgery ⊖ 1.00 CME 	TARGETED TALK <ul style="list-style-type: none"> Immunostain Bootcamp 1.00 CME SHARED INTEREST GROUP <ul style="list-style-type: none"> Reconstruction – Deep Dive into Reconstructive Surgery 1.00 CME ORAL ABSTRACTS <ul style="list-style-type: none"> Skin Cancer and Reconstruction 1.00 CME 	TARGETED TALK <ul style="list-style-type: none"> Building Your Brand: How to Craft Your Practice's Unique Positioning 1.00 CME 	TARGETED TALK <ul style="list-style-type: none"> Physician Burnout and Wellness ⊖ 1.00 CME
1:45 – 4 p.m.	PATIENT DEMONSTRATIONS <ul style="list-style-type: none"> Advanced Face and Body Injection Techniques ⊖ 2.25 CME 	HANDS-ON WORKSHOP AND CADAVER LAB <ul style="list-style-type: none"> Nail Surgery \$ ✓ ⊖ 2.25 CME 22 MOC2 		
3 – 4 p.m.	TARGETED TALK <ul style="list-style-type: none"> Body Contouring with Injectables and Devices ⊖ 1.00 CME 	TARGETED TALK <ul style="list-style-type: none"> Deconstructing Anatomy for Facial Reconstruction: Key Points for Repair and Cosmetic Enhancement 1.00 CME 	TARGETED TALK <ul style="list-style-type: none"> How to Build a Cosmetic Practice – the No-Nonsense Guide from a Bi-Coastal (and in Between!) Perspective ⊖ 1.00 CME 	TARGETED TALK <ul style="list-style-type: none"> What's at Stake: Scope of Practice, Compounding, Stem Cells and More 1.00 CME ORAL ABSTRACTS <ul style="list-style-type: none"> International 1.00 CME
4:15 – 5:30 p.m.	PLENARY <ul style="list-style-type: none"> Complications and Catastrophies: Preventing and Dealing with Undesireable Outcomes ⊖ 1.25 CME 		TARGETED TALK <ul style="list-style-type: none"> Practice Management Pearls 1.25 CME 	
7 – 11 p.m.	14th Annual ASDS Gala at the Field Museum \$ †† ✓			

SUNDAY, OCT. 27

	Cosmetic Dermatologic Surgery	Skin Cancer and Reconstruction
8 – 8:30 a.m.	Networking Breakfast ††	
8:30 – 9:30 a.m.	PLENARY: Breaking Bad: Confessions of Managing Cosmetic and Reconstructive Complications ⊖ 1.00 CME	
9:45 a.m. – 12:45 p.m.		HANDS-ON WORKSHOP <ul style="list-style-type: none"> Excision, Flap, Suturing and Injection Techniques \$ ✓ ⊖ 3.00 CME 30 MOC2
9:45 – 11 a.m.	MORNING MASTERS <ul style="list-style-type: none"> Advances in Hair Restoration – Surgery, Robots, Platelet-Rich Plasma and Medical Therapy ⊖ 1.25 CME Facelifts ⊖ 1.25 CME 	
11:15 – 12:45 p.m.	PATIENT DEMONSTRATIONS <ul style="list-style-type: none"> Front-row Seat: Interactive Injectables with the Masters ⊖ 1.50 CME 	

ASDS®

2019
Annual Meeting | October 24-27
Chicago, Illinois

Activities You Don't Want to Miss!

NEW Industry Talks & Product Demonstrations

Thursday, Friday and Saturday, Oct. 24-26 at Noon
in the Exhibit Hall



Attend informational TED-style talks from industry leaders sharing their knowledge of emerging trends, products and hot topics during each lunch break.

NEW Cosmeceutical Bar

Thursday, Friday and Saturday, Oct. 24-26 at Noon
in the Exhibit Hall



An exclusive opportunity to learn about skin care ingredients and get hands-on product experience to better serve patients.

Free Video Thursday

Thursday, Oct. 24 from Noon – 7 p.m. in the Exhibit Hall



Record a free patient education video for your website and social media. Limited time slots are available; pre-registration is recommended. ASDS members only.

Members-Only Business Meeting

Friday, Oct. 25 from 8:30 – 10 a.m.



Attend the ASDS / ASDSA Annual Business Meeting to hear the past year's achievements and plans for the future. Breakfast will be served.

Silent Auction

Friday, Oct. 25 from 5:30 – 7 p.m. in the Exhibit Hall



Bid on exclusive items while enjoying complimentary refreshments and hors d'oeuvres. Proceeds benefit ASDS educational programs and initiatives.

To donate a tax-deductible auction item, email tazzano@asds.net.

NEW Dine Arounds

Friday, Oct. 25 at 7 p.m.



Dine at some of Chicago's best restaurants and connect or make new connections with colleagues from around the globe. Sign-up information will soon be available.

Free Photo Friday

Friday, Oct. 25 from 3:30 – 7 p.m. in the Exhibit Hall



An ASDS member benefit – receive a free professional headshot for CVs, ASDS Experts Guide, practice website, social media and more.

Sample Saturday

Saturday, Oct. 26 from 9 a.m. – 2 p.m. in the Exhibit Hall



Collect amazing product samples and promotional goodies from participating exhibitors – be sure to leave room in your suitcase!

Golden Scalpel Knowledge Bowl

Saturday, Oct. 26 at 12:30 p.m. in the Exhibit Hall




Residents battle it out in this Jeopardy-style game as they test their knowledge of dermatologic surgery. Residents sign up by emailing shlavik@asds.net. No fee!

14th Annual ASDS Gala

Saturday, Oct. 26 from 7 – 11 p.m.



Enjoy an unforgettable night of dinner and dancing to celebrate ASDS in historical style at the Field Museum. Proceeds support the ASDS Dermatology Advancement Fund.

Matching funds supporter:  The Allergan Foundation

Resident Sessions and Activities

at the 2019 ASDS Annual Meeting

Get Hands-on Training • Build Career Connections • Prepare for Your Career Ahead

➔ Start each day at the Resident Hospitality Suite exclusively for Residents and Early-Career! ➔

THURSDAY, OCT. 24

- 7:30 – 8:45 a.m. What I Wish I Had Known: Navigating Contracts, the Art of Negotiation and Securing Your Dream Job Round Table‡
- Noon – 1:30 p.m. Resident Luncheon*
- 5:30 – 7 p.m. Welcome Reception in the Exhibit Hall

FRIDAY, OCT. 25

- 7 – 8:15 a.m. Real Life Perspectives on Practice Management, Networking and Leadership Round Table‡
- 8:30 – 10 a.m. Essential Office and Financial Policies for Your Practice
- 1:30 – 2:25 p.m. Technology to Improve Your Patients Consult and Experience
- 1:30 – 3:30 p.m. Hands-on Workshop and Cadaver Lab: Wound Closures*
- 2:35 – 3:30 p.m. Private Practice vs. Private Equity
- 7 – 8 p.m. Resident Networking Reception*

SATURDAY, OCT. 26

- 7 - 8:15 a.m. Pearls to Implement, Integrate and Master Aesthetics in Your Practice Round Table‡
- 12:30 – 1:30 p.m. Golden Scalpel Knowledge Bowl in the Exhibit Hall*
- 1:45 – 4 p.m. Hands-on Workshop and Cadaver Lab: Nail Surgery*
- 7 – 11 p.m. 14th Annual ASDS Gala at the Field Museum*

SUNDAY, OCT. 27

- 9:45 a.m. – 12:45 p.m. Hands-on Workshop: Excision, Flap, Suturing and Injection Techniques*

*Advance registration required

‡The Round Table sessions were created in response to residents voicing a desire for more mentorship and a structured forum for advice covering the immediate concerns of residents and early career dermatologists. These sessions are setup to allow a brief introduction of invited mentors that will be leading independent discussions in an intimate roundtable-setting. The goal is to establish mentorship through unique and personal conversations in our dermatology community. At the end of the session, mentors and mentees will be given a chance to share the highlights of each table's discussion with the group. Participants will be given their mentors email address to help encourage and facilitate a continued partnership to help shape, develop and support their careers through mentorship and networking.





All registered attendees and guests are invited to enjoy cocktails, hors d'oeuvres, entertainment and fun at the

NETWORKING RECEPTION & 19TH ANNUAL ASDS SILENT AUCTION

Bid on exciting items such as surgical instruments, equipment and devices, skin care products, practice management resources, restaurant and store gift cards, electronics, fine wines, collectibles, gift baskets, "day with a doctor" and educational offerings, to name a few!

Proceeds benefit ASDS programs and educational initiatives. All or part of your gift may be tax deductible as a charitable contribution. Please check with your tax advisor. Industry donors receive special recognition at their booth.

Friday, Oct. 25 ★ 5:30 - 7 p.m. ★ Exhibit Hall



YOUR HELP IS CRITICAL

to the fun and success of the ASDS SILENT AUCTION!

Proceeds from the 19th Annual ASDS Silent Auction help support ASDS programs and educational initiatives.

Please donate items such as:

- gift cards
- concert / sporting event tickets
- "day with a doctor"
- electronics
- medical and office equipment
- artwork
- gift baskets
- travel opportunities
- fine wines
- collectibles / memorabilia

For information or to donate, contact Tara Azzano at tazzano@asds.net or 847-956-9128.

Make a
donation
today!



ACCREDITATION STATEMENT AND CME CREDIT DESIGNATION

The American Society for Dermatologic Surgery (ASDS) is an organization whose primary purpose is to promote optimal quality care for patients as well as support and develop investigative knowledge in the field of dermatologic surgery. The Society carries out this mission in order to further the interests and needs of the specialty, with the underlying purpose of contributing to the delivery of quality care in the ambulatory setting.


The American Society for Dermatologic Surgery is accredited by the Accreditation Council for Medical Education to provide continuing medical education for physicians. ASDS designates this live activity for a maximum of *30 AMA PRA Category 1 Credits™*.

Physicians should claim only the credit commensurate with the extent of their participation in the activity.

Post-graduate Credit for Other Medical Societies: Appropriate credit for attendance should be ascertained and reported by the individual physicians to the particular state or medical society to which he or she belongs.

Verification of Attendance: Verification of attendance documents will be available on the ASDS Annual Meeting mobile app. Documents will reflect the amount of credit available for the ASDS Annual Meeting; physicians are on their honor to report credit commensurate with their actual participation in sessions.

MOC SELF-ASSESSMENTS CREDITS AVAILABLE

A maximum of 132 MOC-SA credits are available during the ASDS Annual Meeting. See the  next to sessions offering credit in the Program-at-a-Glance. Report MOC-SA credits via your profile at abderm.org after November 20.

ACGME / ABMS DESIRABLE PHYSICIAN ATTRIBUTES AND COMPETENCIES

ASDS acknowledges the need for CME content to be designed within the context of desirable physician attributes as expressed by the ACGME / ABMS Core Competencies and the Dermatology Residency Committee. Aligned with Criterion #6 of the Accreditation Council for Continuing Medical Education's Provider Requirements for CME, ASDS develops the content of educational activities to address the ACGME / ABMS Core Competencies.

Patient Care that is compassionate, appropriate and effective for the treatment of health problems and the promotion of health.

Medical Knowledge about established and evolving biomedical, clinical and cognate (e.g., epidemiological and social behavior) sciences and the application of this knowledge to patient care.

Practice-based Learning and Improvement that involves investigation and evaluation of their own patient care, appraisal and assimilation of scientific evidence, and improvement in patient care.

Interpersonal & Communication Skills that result in effective information exchange and teaming with patients, their families and other health professionals.

Professionalism as manifested through a commitment to carry out professional responsibilities, adherence to ethical principles and sensitivity to a diverse patient population.

Systems-based Practice as manifested by actions that demonstrate an awareness of and responsiveness to the larger context and system for health care and the ability to effectively call on system resources to provide care that is of optimal value.

ASDS ANNUAL MEETING SESSION RECORDINGS

Select sessions (with faculty permission) at the 2019 ASDS Annual Meeting will be captured via synchronized slide and/or audio, including question-and-answer sessions, and made available via Internet for a fee. Please see the registration desk or ASDS/A Resource Center to order.

REGISTRANT POLICIES AND CODE OF CONDUCT

Photography / Video Recording Policy: Photography, video, audio or any other type of recording is strictly prohibited in all educational courses, unless performed

by an ASDS staff member or official ASDS photographer. Violations of this policy will result in removal from the course. Faculty and staff closely monitor for violation of this policy.

Session Content and Patient Confidentiality: Patient images are an essential element of continuing medical education to demonstrate conditions, treatments and outcomes in dermatologic surgery. It is the responsibility of all presenters to obtain the necessary consent forms for use of patient or other images in their presentations at ASDS learning activities, and take full responsibility for the content of their presentations. It is the responsibility of all educational session faculty AND participants to maintain a patient's right to privacy and keep confidential all discernible patient information disseminated during the meeting and in any collateral materials. Photographing, copying, downloading or any other capture or transfer of presentation images is against ASDS policy and strictly prohibited.

Cell Phone Policy: Cell phones must be placed on silent or turned off while in educational activities. Attendees should depart the course to take unavoidable calls. Per the policy above, using cell phones or any other device for any type of recording in educational activities is in violation of ASDS policy and will result in removal from the course. Faculty and staff closely monitor for violation of this policy.

Misuse of Name Badges: Under no circumstance is an attendee with an individual name badge permitted to give the badge to another individual who is or is not a paid attendee at the meeting. Fraudulently allowing an individual to gain access to educational sessions, social events and/or exhibits by using another's credentials is grounds for immediate removal of all parties from the meeting.

Fair and Balanced Content: All faculty members are required to complete a faculty disclosure form of their financial relationships as well as an attestation form. All faculty members are required to disclose their relevant financial relationships both verbally and in the first slide of their presentation. Faculty disclosures will be printed in the Final Program.

Disclosure of Commercial Interest: All participants in presentations AND discussion sessions are required to disclose any commercial interests. This includes audience members who participate in question-and-answer sessions. Although members of industry are allowed to sit in on general educational sessions as silent observers, participation in question-and-answer sessions or otherwise is strictly prohibited based on ACCME guidelines for fair and balanced content.

Code of Conduct: ASDS expects all attendees to maintain high standards of professional conduct and uphold the policies and procedures set forth for the educational courses. To the degree that attendees – individually or collectively – purposefully and fraudulently circumvent the Society's rules, regulations and ethical standards, ASDS views such conduct as a serious violation that will jeopardize attendance at the meeting and could jeopardize attendance at future ASDS meetings.

AMERICANS WITH DISABILITIES ACT

ASDS wishes to take steps to ensure that no individual with a disability is excluded, denied services, segregated or otherwise treated differently than other individuals because of the absence of auxiliary aids and services. If you require any auxiliary aids or services identified in the Americans with Disabilities Act in order to attend any ASDS program, please contact the ASDS office prior to arrival at 847-956-0900.

CONFERENCE PHOTO / VIDEO POLICY

Registration (attendee and exhibitor) and payment for the ASDS Annual Meeting gives consent that any pictures, video and/or audio recording taken during the meeting and ASDS-related events can be used for meeting coverage and future ASDS promotional purposes. ASDS is able to use your likeness without remuneration.

The American Society for Dermatologic Surgery (ASDS) is an organization whose primary purpose is to promote optimal quality care for patients as well as support and develop investigative knowledge in the field of dermatologic surgery. The Society carries out this mission in order to further the interests and needs of the specialty, with the underlying purpose of contributing to the delivery of quality health care in the ambulatory setting.

Purpose

The purpose of the Society's overall CME program is to:

- Provide physicians performing dermatologic surgery with a forum for the exchange of ideas and methodologies in dermatologic surgery and related medical and basic sciences.
- Improve physicians' competence, procedural performance and/or patient outcomes in all aspects of clinical dermatologic surgery.
- Increase the body of knowledge existing in the field of dermatologic surgery.

Content Areas

The scope of the Society's educational program includes consideration of both the medical / surgical aspects of the specialty, as well as basic science principles related to dermatologic surgery including, but not limited to: Mohs micrographic surgery, cancer treatments, dermatopathology, tumor oncology and research; lasers and energy-based technologies; fillers, injectables and neuromodulators; facial and body rejuvenation; body sculpting and hair transplantation; reconstructive surgery; flap surgery; scar and vein treatments; and general dermatologic surgery. The Society also includes selected socioeconomic, legal and ethical content within the overall scope of the program.

Audience

The primary target audience of the ASDS CME program includes the Society's more than 6,400 members. Secondary audiences include members of the American Academy of Dermatology and other membership organizations who are dermatologists but not ASDS members. The ASDS CME program is designed for physicians; however, some activities include subject matter (e.g., general dermatologic surgery, practice management) that may provide learning opportunities for other members of the medical practice team.

Activities and Services

The following live learning activities are sponsored by the Society for CME credit:

- The Annual Scientific and Clinical Meeting
- Periodic educational courses conducted by the Society

Other collateral learning resources not designated for CME include:

- DVDs and distance learning educational tools
- E-learning programs
- Consensus documents
- *Quest* digital knowledge network
- The Society's journal, *Dermatologic Surgery*
- Research funded to promote the goals of the Society and the interests of the specialty
- Educational exchange programs
- Other collateral learning activities

EXPECTED RESULTS

The expected results of the Society's CME program will:

1. Achieve the following changes in dermatologic surgeons:
 - a. Enhanced competence – measured through self-report – of increased ability to identify, define and apply the latest dermatologic surgery developments from pre-activity to post-activity.
 - b. Performance of dermatologic procedures – measured through self-report – by comparison of immediate post-activity commitment to change responses to six- to eight-month post-activity change responses.
 - c. Improved health outcomes – measured by learner – through surveyed anecdotal responses in areas including, but not limited to, lower complication / recurrence rates, faster-acting or longer-acting results and higher patient satisfaction.
2. Achieve the following on the Annual CME Program Survey:
 - a. At least a mean score of 4.0 representing learner's aggregate perceptions of the program's educational value and impact on practice.

RESOLUTION OF CONFLICTS OF INTEREST

ASDS is committed to providing an open forum for the exchange of ideas and methodology for dermatologic surgery and related basic sciences. ASDS must ensure the content of its educational activities are scientifically based, accurate, current and objectively presented. ASDS has developed policies that will identify and resolve all conflicts of interest prior to the educational activity being delivered to participants.

EDUCATIONAL ACTIVITY DISCLAIMER

The views expressed and the techniques presented by the speakers at ASDS-sponsored educational meetings are not necessarily shared or endorsed by the organization. Speakers are required to disclose all relevant conflicts of interest and any unapproved or "off-label" uses of medical devices or pharmaceutical agents that they discuss, describe or demonstrate during their presentations. Registrants must use their independent judgment in applying the information discussed in these educational sessions in the treatment of patients. It is the responsibility of any presenter to obtain all necessary consent forms for use of patient or other images in their presentations. Any and all handout materials are prepared and submitted for distribution by the presenters, who are solely responsible for their content. Attendees are required to use their best judgment when participating in any panel discussions.



ASDS 2019 ANNUAL MEETING and PRE-CONFERENCE OCT. 23-27, 2019 | CHICAGO, ILLINOIS

CME Credits and MOC 2 Credits

The American Society for Dermatologic Surgery (ASDS) is accredited by the Accreditation Council for Continuing Medical Education (ACCME) to provide continuing medical education for physicians. ASDS designates this live activity for a maximum of 30 AMA PRA Category 1 Credits™. Physicians should claim only the credit commensurate with the extent of their participation in the activity.

ASDS is offering MOC Part 2 Credits for activities approved by the American Board of Dermatology (ABD). The maximum number that can be reported is 132. Physicians must be registered for and attend the approved sessions for the MOC Part 2 Credits to appear in their ASDS member records and to report these credits to the ABD.

Day of Meeting	Maximum Claimable CME Credits	Maximum Claimable MOC Part 2 Credits
Wednesday, Oct. 23, 2019	6.00	60
Thursday, Oct. 24, 2019	5.00	0
Friday, Oct. 25, 2019	7.25	20
Saturday, Oct. 26, 2019	7.75	22
Sunday, Oct. 27, 2019	4.00	30
Total Maximum for Meeting	30	132

Sessions with MOC 2 Credits

Session Number and Title	Session Date	CME Credits	MOC 2 Credits
PC01 Hands-on Workshop and Cadaver Lab: Advanced Cosmetic Surgical Procedures of the Eyes and Upper Face	Wednesday, Oct. 23, 2019	6.00	60
PC02 Patient Demonstrations and Hands-on Workshop: Chemical Peels	Wednesday, Oct. 23, 2019	6.00	60
WS01 Hands-on Workshop and Cadaver Lab: Wound Closures	Friday, Oct. 25, 2019	2.00	20
WS02 Hands-on Workshop and Cadaver Lab: Nail Surgery	Saturday, Oct. 26, 2019	2.25	22
WS03 Hands-on Workshop: Excision, Flap, Suturing and Injection Techniques	Sunday, Oct. 27, 2019	3.00	30

OPENING KEYNOTE LECTURE • THURSDAY, OCT. 24 • 10 – 10:30 A.M.

**Chef Grant Achatz**

Chef Grant Achatz is one of the most awarded and recognized chefs in the world. Known for his innovative, emotional and modernist style of cuisine, he has been named Best Chef in the United States by the James Beard Foundation, honored by Time Magazine as one of the 100 Most Influential People in the World, and has given talks and lectures on gastronomy and design at conferences and universities around the world.

In 2008, Grant was diagnosed with Stage IV cancer of the tongue. The recommended course of treatment was a complete amputation of his tongue followed by radiation and chemotherapy. He was told that he likely only had two years to live. Instead, he sought out an innovative protocol at the University of Chicago, which after a grueling course of treatment has left him with no evidence of disease since 2009. His story is documented in his New York Times best-selling memoir *Life, On the Line*. The story is also featured in the nationally released documentary movie, "Spinning Plates." His restaurants, Alinea, Next and Aviary bar are all located in Chicago.

VIC NARURKAR, MD, INNOVATIONS IN AESTHETIC DERMATOLOGY LECTURESHIP
SATURDAY, OCT. 26 • 10:15 – 10:45 A.M.**Roy Geronemus, MD**

Board-certified cosmetic dermatologist, Roy G. Geronemus, M.D., Director of the Laser & Skin Surgery Center of New York®, graduated from Harvard University and pursued his medical education at the University of Miami School of Medicine.


He trained in dermatology at the New York University Medical Center where he was the chief resident and subsequently underwent a fellowship training in Mohs micrographic surgery and cutaneous oncology. He is a Clinical Professor of Dermatology at New York University Medical Center where he founded its laser program and served nine years as chief of dermatologic and laser surgery. He is past president of ASDS and the American Society for Laser Medicine & Surgery. Dr. Geronemus is the Chairman of the Board of the New York Stem Cell Foundation.

This lecture honors the legacy of Dr. Narurkar, whose untimely and unfortunate passing was a tremendous loss that has affected the dermatology community. Dr. Narurkar was an inspiration to colleagues, residents, industry and his friends around the world who both felt his influence and his extraordinary contributions to the field of aesthetic dermatology. His many contributions to aesthetics, and his pioneering efforts, leadership and passion for mentoring young dermatologists / residents is recognized here.



Sponsored by  Allergan.

LAWRENCE M. FIELD, MD, HONORARY LECTURE • SATURDAY, OCT. 26 • 10:45 – 11:15 A.M.

**Dr. Kee-Yang Chung**

Introduction by Lawrence M. Field, MD

Dr. Kee-Yang Chung is a professor of dermatology at Yonsei University College of Medicine, Severance Hospital, in Seoul, Korea. He specializes in Mohs micrographic surgery and reconstruction for skin cancers, including melanoma, autologous fat transfer and keloid surgery. He is an active member of numerous international academic societies including ASDS (mentor of the ITMP), DASIL (board member) and Asian Dermatological Association (board member). Dr. Chung also serves as a fellow of the Asian Academy of Dermatology and Venereology and is the current president of the Korean Society for Dermatologic and Aesthetic Surgery. He played a pivotal role in establishing dermatologic surgery as a solid subspecialty in Korea and trained numerous Korean and international fellows.

This lecture honors the monumental achievements and motivational energy of Dr. Field, who served as a catalyst for the inception of the named lecture. Within the body of the lecture, each honored speaker describes how his/her dermatologic career has followed the paths and emulated the contributions charted by Dr. Field and the impact his/her life's work has made on the spread of dermatologic surgery and furthering physician education and patient care.

Abstracts

Support Dermatologic Research

e-POSTER ABSTRACTS

View e-Poster presentations during the ASDS Annual Meeting on computer kiosks located inside the Exhibit Hall during all Exhibit Hall hours.

ORAL ABSTRACT SESSIONS

THURSDAY, OCT. 24

7:30 – 8:45 a.m. General Dermatology and Other

1.25 

Director: *Mary Sheu, MD*

Presenters: Sophia Akhiyat, MD; Brian Berman, MD; Ashish Bhatia, MD; DiAnne Davis, MD; Anna-Marie Hosking, MD; Catherine DiGiorgio, MD; Satori Iwamoto, MD; Katherine Kenneweg, MD; Travis Kuemmet, MD; Jessica Labadie, MD; Kemunto Mokaya, MD; Caroline Morris, MD; Mark Nestor, MD; Deanne Robinson, MD; E. Victor Ross, MD; Kristen Stewart, MD; Kristin Totoraitis, MD

1:30 – 2:25 p.m. Best of Oral Abstracts, ASDS Grant Funding Winners 0.75

Director: *Omar Ibrahimi, MD, PhD*

Presenters: Thomas Bander, MD; Spencer Bezalel, MD; Ashish Bhatia, MD; Matthew Lin, MD; Kavita Mariwalla, MD; Melanie Palm, MD, MBA; Shailee Patel, MD; Noëlle Sherber, MD; Jordan Wang, MD; Ashley Wysong, MD

Grant Funding Winners: Mitalee Christman, MD; Jeffrey Scott, MD; Megan Shelton, MD; Mariam Totonchy, MD; Abigail Waldman, MD;

2:35 – 3:30 p.m. Cosmetic Dermatologic Surgery 0.75

Director: *Sphoorthi Jinna, MD*

Presenters: Monica Boen, MD; Sue Ellen Cox, MD; DiAnne Davis, MD; Timothy Durso, MD; Erika Hoss, MD; Joely Kaufman, MD; Girish Munavalli, MD; Mark Nestor, MD; Claire Noell, MD

2:35 – 3:30 p.m. Skin Cancer and Reconstruction 0.75

Director: *Kelly MacArthur, MD*

Presenters: Evans Bailey, MD; Melissa Danesh, MD; Vivek Iyengar, MD; Ravi Krishnan, MD; Erica Lee, MD; Kira Minkis, MD; Caroline Morris, MD; Tejaswi Mudigonda, MD; Neera Nathan, MD; Adam Sutton, MD

FRIDAY, OCT. 25

7 – 8:15 a.m. General Dermatology and Other 1.25

Presenters: Eric Bernstein, MD; Lauren Barnes, MD; DiAnne Davis, MD; Elisabeth Hurliman, MD; Kimberly Jerdan, MD; Karen Kagha, MD; Bahman Sotoodian, MD; Sherry Yu, MD

1:30 – 3:30 p.m. Cosmetic Dermatologic Surgery 2.00

Director: *Rebecca Kazin, MD*

Presenters: Marwan Al Haddad, MD; Leslie Baumann, MD; Joel Cohen, MD; DiAnne Davis, MD; Sue Ellen Cox, MD; Shannon Humphrey, MD, FRCPC; Jared Jagdeo, MD; H. Ray Jalian, MD; Nour Kibbi, MD; Sivaramya Kollipara, MD; Malika Ladha, MD; Michael Liu, MD; Amanda Suggs, MD; Kumar Sukhdeo, MD; Hema Sundaram, MD; Mark Taylor, MD; Jill Waibel, MD

1:30 – 3:30 p.m. Skin Cancer and Reconstruction 2.00

Director: *Mariah Brown, MD*

Presenters: Saud Aleissa, MD; Evans Bailey, MD; Maggie Chow, MD; Elisabeth Hurliman, MD; Karen Kagha, MD; Daniel Knabel, MD; Matthew LeBoeuf, MD; Margit Juhasz, MD; Katherine Ligtenberg, MD; Iviensan Manalo, MD; Kira Minkis, MD; Westley Mori, MD; Caroline Morris, MD; Kathryn Shahwan, MD; Parteek Singla, MD; Frances Walocko, MD; Junqian Zhang, MD

SATURDAY, OCT. 26

7 – 8:15 a.m. Skin Cancer, Cosmetic, General Dermatology and Other 1.25

Director: *Faramarz Samie, MD*

Presenters: Chelsea Fidai, MD; Bruce Katz, MD; Mishah Khan, MD; Basia Michalski, MD; Claire Noell, MD; Julia Sabetta, MD; Jeffrey Scott, MD; John Strasswimmer, MD; Jill Waibel, MD; Jacqueline Watchmaker, MD; Hanieh Zargham, MD

1:45 – 2:45 p.m. Cosmetic Dermatologic Surgery 1.00

Director: *Monica Boen, MD*

Presenters: Sabrina Fabi, MD; Michael Gold, MD; Jeremy Green, MD; Sara Hogan, MD; Kimberly Jerdan, MD; Bruce Katz, MD; Arielle Kauvar, MD; Shilpi Khetarpal, MD; E. Victor Ross, MD; Jill Waibel, MD; Jordan Wang, MD

1:45 – 2:45 p.m. Skin Cancer and Reconstruction 1.00

Director: *Karen Connelly, MD*

Presenters: Angela Burleigh, MD; Ashley Dorenzo, MD; Kimberly Ken, MD; Sheetal Mehta, MD; Ardeshir Nadimi, MD; Tuyet Nguyen, MD; Jigar Patel, MD; Todd Schlesinger, MD; Samantha Schneider, MD; Maria Tsoukas, MD; Marjon Vatanchi, MD; Noell Wong, MD; Brandon Worley, MD; Hanieh Zargham, MD

3 – 4 p.m. International Abstracts 1.00

Director: *Porcia Love, MD*

Presenters: Elena Cecilia Enescu Florica Turcu, MD; Hassan Galadari, MD; Byung Ho Oh, MD; Carla Pecora, MD

WEDNESDAY, OCT. 23, PRE-CONFERENCE**Time:** 9 a.m. – 4 p.m.**Title:** **Hands-on Workshop and Cadaver Lab: Advanced Cosmetic Surgical Procedures of the Eye and Face**

⊖ 6.00 CME; 60 MOC2

Directors: *William M. Ramsdell, MD; Cameron D. Chesnut, MD***Description:** A two-to-one attendee-to-specimen ratio ensures attendees ample hands-on practice. Procedures include upper and lower blepharoplasties, advanced injection techniques, retrobulbar injection, brow / face lifts and advanced flaps. Attendees should wear scrubs; instruments and PPEs will be provided.**Invited Faculty:** Anna A. Bar, MD; Sorin Eremia, MD; Edgar F. Fincher, MD, PhD; Hayes B. Gladstone, MD; Neal D. Goldman, MD, ABFPRS; Matthew Q. Hand, MD; Ronald L. Moy, MD; Steven M. Rotter, MD; Michael H. Swann, MD**Learning Objectives:**

- Distinguish facial anatomy and danger zones pertinent to cosmetic surgical procedures of the eyes and face.
- Demonstrate advanced cosmetic surgery techniques, including blepharoplasties and other lifting procedures.
- Improve patient outcomes by combining cosmetic surgery techniques with adjuvant procedures such as filler injections.

Time: 9 a.m. – 4 p.m.**Title:** **Live Patient Demonstrations and Hands-on Workshop: Chemical Peels****In partnership with the International Peeling Society-USA**

⊖ 6.00 CME; 60 MOC2

Directors: *Harold J. Brody, MD; Peter P. Rullan, MD***Description:** Participants will learn new techniques that maximize the efficacy and safety of superficial to deep chemical peels in an exclusive small group setting. This high-yield session will include multiple chair-side patient demonstrations, to include dry ice plus TCA, segmental Hetter croton oil/phenol peels, Hetter lip peels, acne scar peels with CROSS carbolic, cannula subcision and TCA, and more. Hands-on practice with patients has been expanded to optimize the educational experience. Additionally, attendees will view a mixing demonstration and receive a handout filled with chemical peel guidelines and references.**Invited Faculty:** Faiyaz A. Kalimullah, MD; Emily C. Keller, MD; Kachiu C. Lee, MD; Seaver Soon, MD; Carlos G. Wambier, MD**Learning Objectives:**

- Describe the science behind superficial, medium and deep chemical peels and recite the various medical uses for chemical peels.
- Perform appropriate chemical peel pre-operative tasks and chemical peel procedures.
- Identify potential chemical peel complications, as well as avoidance and management strategies.

Time: 1 – 4 p.m.**Title:** **So You Have an Idea – Now What? Innovation & Entrepreneurship Summit**

3.00 CME

Directors: *Lynn A. Drake, MD; Frederick C. Beddingfield, MD, PhD***Description:** This session covers how to start with an “idea” and then identify necessary steps to bring it to market and get it in the clinic with an ultimate goal of improving patient care. Topics include:

- How to get started.
- What IP do I need?
- What is the pathway to the market?
- To partner or not?
- Two major contributors to failure and how to avoid them.

Invited Faculty: Mathew M. Avram, MD, JD; Lility Garibyan, MD, PhD; William D. Humphries; Dieter Manstein MD, PhD; Raymond A. Miller, MD; Michael T. Peterson**Learning Objectives:**

- Identify, analyze and evaluate a new idea, and construct a process to advance its development.
- Identify and build resources to support development, as well as mitigate barriers.
- Develop a strategy and plan for translation or commercialization.

Time: 3:30 – 4:30 p.m.**Title:** **Journal Article Reviewer’s Workshop**

1.00 CME

Director: *William P. Coleman, III, MD***Description:** In-depth education into how to analyze a *Dermatologic Surgery* scientific article, valuable for both reviewers and readers.**Invited Faculty:** Kyle Coleman, MD; Bryan T. Carroll, MD, PhD; Ardalan Minokadeh, MD, PhD**Learning Objectives:**

- Summarize how manuscripts are reviewed for *Dermatologic Surgery*.
- Evaluate published articles for strengths and weaknesses.
- Practice reviewing a manuscript.

Time: 4:30 – 6:30 p.m.**Title:** **Unplugged: Straight Talk about Devices and More****Directors:** *Jeffrey S. Dover, MD, FRCPC; Kenneth A. Arndt, MD***Description:** Candid, real-world, informed and unfiltered presentations by experienced and knowledgeable experts on eight key topics important to dermatologic and cosmetic surgeons.**Invited Faculty:** Neelam Vashi, MD; Zakia Rahman, MD; Shilpi Khetarpal, MD; Amelia Hausauer, MD; Andrew F. Alexis, MD; Omer Ibrahim, MD; Mitalee Christman, MD; Anne M. Chapas, MD; Elizabeth Tanzi, MD; Omar A. Ibrahim, MD, PhD; Bradley S. Bloom, MD; Mona Sadeghpour, MD, MHS; Girish S. Munavalli, MD; Macrene Alexiades, MD, PhD

THURSDAY, OCT. 24**Time:** 7:30 - 8:45 a.m.**Title:** **Liposuction 2019**

⊖ 1.25 CME

Directors: *William P. Coleman, III, MD; Daniel P. Friedmann, MD***Description:** Examine the current state of the art of liposuction with experienced surgeons who will explore techniques for various body areas.**Invited Faculty:** Douglas Wu, MD, PhD, FRCPC; Kyle Coleman, MD**Learning Objectives:**

- Evaluate the current state of the art of liposuction.
- Demonstrate improved liposuction techniques.
- Predict when to recommend liposuction over non-surgical fat reduction technologies.

Time: 7:30 – 8:45 a.m.**Title:** **Soft-tissue Fillers: Advanced Video Instruction with Panel Discussion**

⊖ 1.25 CME

Directors: *Vince Bertucci, MD, FRCPC; Shannon Humphrey, MD, FRCPC***Description:** Review detailed injection anatomy, discuss advanced facial assessment and formulate comprehensive facial treatment plans.**Invited Faculty:** Rebecca Fitzgerald, MD; Sue Ellen Cox, MD; Dee Anna Glaser, MD; Nirusha Lachman, PhD**Learning Objectives:**

- Apply advanced facial assessment skills and knowledge of nuanced injection anatomy to formulate comprehensive facial treatment plans.
- Utilize demonstrated techniques with detailed video clips to achieve natural results with soft tissue fillers.
- Inject safely and describe management of potential soft-tissue filler complications.

Time: 7:30 – 8:45 a.m.**Title:** **The Scar Session**

1.25 CME

Directors: *Andrew Krakowski, MD; Peter R. Shumaker, MD***Description:** Explore the latest evidence-based research in scar management and advanced scar management techniques you can incorporate into your practice today.**Invited Faculty:** Leah K. Spring, DO; Keyvan Nouri, MD**Learning Objectives:**

- Integrate advanced scar management techniques into clinical practice with practical pearls on scar evaluation, treatment and coding.
- Evaluate state-of-the-art scar management reviewing the year's top publications.
- Utilize existing procedural skills and devices to improve the lives of trauma patients.

Time: 7:30 – 8:45 a.m.**Title:** **Alar Reconstruction: Simple vs. Complex**

1.25 CME

Directors: *Andrew J. Kaufman, MD; Ian A. Maher, MD***Description:** Review various approaches for both commonly encountered and more complex alar defects.**Invited Faculty:** Mariah R. Brown, MD; Ashley Wysong, MD, MS; Iren Kossintseva, MD, FRCPC**Learning Objectives:**

- Review defect classification for alar wounds.
- Outline key design principles of alar repairs.
- Describe multiple treatment options for different types of alar defects.

Time: 7:30 – 8:45 a.m.**Title:** **What I Wish I Had Known: Navigating Contracts, the Art of Negotiation and Securing Your Dream Job Round Table**

⊖ 1.25 CME

Directors: *Elizabeth I. McBurney, MD; Heidi Prather, MD***Description:** Structured forum on applying for jobs, managing a team, avoiding pitfalls and mastering niche skill sets within dermatology.**Invited Faculty:** Chad L. Prather, MD; Frankie G. Rhodon, MD; Timothy C. Flynn, MD; Margaret W. Mann, MD; Eric F. Bernstein, MD, MSE**Learning Objectives:**

- Establish mentorship through unique and personal conversations with leaders in the field.
- Identify key elements needed for job negotiations from contracts to navigating between private equity groups, private practice and academic medicine.
- Recognize when a fellowship will further your career and when to rely on other resources to expand your skillset.

Time: 9 – 10 a.m.**Title:** **OPENING SESSION**


- President's Welcome: Murad Alam, MD, MBA
- ASDS Annual Meeting Program Chair Remarks: Maral K. Skelsey, MD, and Shannon Humphrey, MD, FRCPC
- Research Funding for Dermatologic Surgeons: What's Out There: Murad Alam, MD, MBA, and Kishwer S. Nehal, MD
- Future Leaders Network Presentations: Vince Bertucci, MD, FRCPC, Chair, Leadership Work Group
- Cosmetic Fellowship Graduation and Recognition: Murad Alam, MD, MBA, Chair, Cosmetic Dermatologic Surgery Fellowship Accreditation Work Group

Time: 10 – 10:30 a.m.**Title:** **KEYNOTE LECTURE**


Chef Grant Achatz has been named Best Chef in the United States by the James Beard Foundation, honored by Time Magazine as one of the 100 Most Influential People in the World and has given talks and lectures on gastronomy and design at conferences and universities around the world. Grant is a Stage IV tongue cancer survivor whose story is documented in his New York Times best-selling memoir *Life, On the Line*. The story is also featured in the nationally released documentary movie, "Spinning Plates." His restaurants, Alinea, Next and Aviary bar are all located in Chicago.

Time: 10:45 a.m. – Noon**Title:** **Emerging Therapies in Dermatologic Surgery**1.25 **Directors:** *M. Laurin Council, MD; Nazanin A. Saedi, MD***Description:** Emerging issues in aesthetic dermatology and cutaneous oncology, new uses of botulinum toxins and injectables, novel laser and light devices, updates in the management of malignant melanoma and advanced cutaneous squamous cell carcinoma.**Invited Faculty:** Shannon Humphrey, MD, FRCPC; Thomas E. Rohrer, MD; David G. Brodland, MD; Chrysalyne Schmults, MD; Macrene Alexiades, MD, PhD; Patricia Ogilvie, MD**Learning Objectives:**


- Recognize what is on the horizon with botulinum toxins and identify new techniques of complexion enhancement with injectables.
- Outline updates in the management of malignant melanoma.
- Discuss emerging treatments for high-risk cutaneous SCC.

Time: 10:45 a.m. – Noon**Title:** **Dermatology Malpractice: Real Case Reports and Avoidance Strategies**1.25 **Directors:** *Amy F. Taub, MD; Cheryl M. Burgess, MD***Description:** Cosmetic procedures and surgery are among the medical specialties exposed to a substantial high risk of medical malpractice claims. Every physician, regardless how skilled, stands a chance of being sued.**Invited Faculty:** Mathew M. Avram, MD, JD**Learning Objectives:**

- Recognize the most common reasons and risk factors for malpractice claims in dermatology.
- Formulate protocols to decrease exposure to patient medical-legal issues for physicians and employees.
- Summarize legal tools that assist in protecting physicians and employees.

Time: 1:30 – 2:25 p.m.**Title:** **Vein Treatments in High-Def: Update for 2020**⊖ 0.75 **Directors:** *Robert A. Weiss, MD; Margaret A. Weiss, MD***Description:** High-definition videos will provide up-close and clear demonstrations of sclerotherapy techniques, including foam sclerotherapy. This session will review the logical treatment of varicose and telangiectatic leg veins, treatment of saphenous insufficiency by endovenous ablation, foam sclerotherapy, glue and pearls.**Invited Faculty:** Daniel P. Friedmann, MD; Margaret W. Mann, MD**Learning Objectives:**

- Recognize the anatomy and pathophysiology of superficial venous disease of the leg.
- Summarize the indications for duplex ultrasound and utilize this information to better perform sclerotherapy and minimize complications.
- Discuss the principles and role of endovenous laser ablation and the newest FDA-approved techniques of foam sclerotherapy and endovenous glue.

Time: 1:30 – 2:25 p.m.**Title:** **Cutting Edge Advanced Cosmetic Techniques**⊖ 0.75 **Directors:** *Tina S. Alster, MD; Jeremy B. Green, MD***Description:** From PRP injections to microneedling, this session will share the latest therapies to enhance aesthetic outcomes.**Invited Faculty:** Mona Sadeghpour, MD, MHS; Nikhil Shyam, MD**Learning Objectives:**

- Identify appropriate therapies that can be safely and effectively used singly and in combination to enhance aesthetic outcomes.
- Outline appropriate conditions for which PRP injections and microneedling are best applied.
- Distinguish best approaches for avoiding and handling side effects and complications of injectable, laser and other device treatments.

Time: 1:30 – 2:25 p.m.**Title:** **High-Risk Skin Cancers**0.75 **Directors:** *Marc D. Brown, MD; Kishwer S. Nehal, MD***Description:** Faculty will discuss management of complex basal cell carcinomas and squamous cell carcinomas, including recognizing high-risk clinical and pathology characteristics, using current staging systems and a multidisciplinary treatment approach.**Invited Faculty:** John Carucci, MD, PhD**Learning Objectives:**

- Identify characteristics of high-risk basal cell carcinoma.
- Formulate management plan utilizing a multidisciplinary approach.

Time: 1:30 – 2:25 p.m.**Title:** **Handling Hyperhidrosis**0.75 **Directors:** *Dee Anna Glaser, MD; Maral K. Skelsey, MD***Description:** Learn the latest medical and surgical treatment options for adults and children with hyperhidrosis, review the latest research on co-morbidities and provide practical tips on managing side effects.**Invited Faculty:** Girish S. Munavalli, MD**Learning Objectives:**

- Summarize treatment protocols for hyperhidrosis in both adults and children based on affected areas.
- Discuss practical considerations of new and emerging treatments and management of adverse events.



Time: 1:30 – 2:25 p.m.**Title:** **Advocacy 101**0.75  CME**Directors:** *H. William Higgins, II, MD, MBE; Arash Koochek, MD, MPH***Description:** Learn how you can contribute to physician advocacy and key issues ASDSA pursues to protect patients and dermatologic surgery practices.**Invited Faculty:** Whitney W. Hovenic, MD, MPH; Eric A. Millican, MD; Brian Petersen, MD**Learning Objectives:**


- Explain how to be an effective advocate.
- Outline resources available through ASDSA to enhance your advocacy efforts.
- Describe effective legislative testimony skills.

Time: 1:30 – 2:25 p.m.**Title:** **All Things Human Resources: How to Attract and Retain Great Staff**0.75  CME**Directors:** *Suzanne Bruce, MD; Rosalyn George, MD***Description:** Best practices for hiring productive staff in a dermatologic surgery practice as well as staff development, incentives, and retention.**Invited Faculty:** Shawn Allen, MD; Jody Comstock, MD**Learning Objectives:**

- Construct best practices for hiring and retaining productive staff and ways to incentivize and retain them.
- Formulate ideas for staff training and development.
- Explain how to create a work culture that supports your personal and professional growth.

Time: 2:35 – 3:30 p.m.**Title:** **Mastering Microneedling Techniques: Face and Off-face, PRP, RF and Topicals**⊖ 0.75  CME**Directors:** *Meghan Feely, MD; Ava T. Shamban, MD***Description:** Review the broad array of cosmetic and medical applications of microneedling, the history of microneedling, mechanisms of action and important safety data.**Invited Faculty:** James Tidwel, MD; Deirdre Hooper, MD; Anna Guanche, MD; Amelia Hausauer, MD**Learning Objectives:**

- Recognize the cosmetic and medical applications of microneedling.
- Analyze the mechanism of action and safety of microneedling.
- Use combination therapies and assess the potential for transdermal drug delivery with microneedling.

Time: 2:35 – 3:30 p.m.**Title:** **Techniques for Intimidating Surgical Scenarios**0.75  CME**Directors:** *Justin J. Leitenberger, MD; Ashley Wysong, MD, MS***Description:** Presenters share a case-by-case approach to outcomes after challenging surgical decisions, reconstructive conundrums and mitigating surgical complications.**Invited Faculty:** Sheriff Ibrahim, MD, PhD; Nicole M. Annest, MD**Learning Objectives:**

- Identify strategies to break down complex surgical defects.
- Develop new surgical skills and techniques for intimidating surgical scenarios.
- Formulate “outside of the box” strategies for management of challenging locations beyond traditional anatomic danger zones.

Time: 2:35 – 3:30 p.m.**Title:** **Global Health Philanthropic Best Practices**0.75  CME**Directors:** *Melissa K. Levin, MD; Thanh-Nga Tran, MD, PhD***Description:** In this inaugural ASDS session, sustainable and integrated solutions for the advancement of skin health in globally resource-limited communities will be evaluated using case studies from Asia, Africa and South America to ensure that our community of dermatologic surgeons and dermatologists work with our local healthcare providers to promote dermatological health globally.**Invited Faculty:** John Strasswimmer, MD, PhD**Learning Objectives:**

- Identify best practices through case studies in global dermatologic health.
- Understand the dermatologist role in providing ethical health care to local communities.
- Generate collaboration to bring dermatologic surgical endeavors in different communities around the world.

Time: 2:35 – 3:30 p.m.**Title:** **Using Video- and Simulation-based Technologies to Improve Surgical and Cosmetics Education**0.75  CME**Directors:** *Abigail Waldman, MD; Emily Ruiz, MD***Description:** Current data, tips and best practices on new educational techniques, including the flipped classroom and simulation-based teaching, both of which have successfully been implemented as curriculum across residency programs resulting in significant improvement of resident surgical skills.**Invited Faculty:** Mara Weinstein Velez, MD**Learning Objectives:**

- Identify available simulation and cadaver courses for improving surgical skills.
- Identify available video resources for surgical and cosmetic skills.
- Report methods for surgical skills improvement to trainees using video and simulation assessments.

Time: 2:35 – 3:30 p.m.
Title: **Reputation Management: PR, Media and Influencers**
 0.75 **CME**

Directors: Doris Day, MD; Melanie Palm, MD, MBA

Description: Identify and define the purpose of public relations vs. marketing in a dermatology practice; social media platforms, their utility, best practices and target audience based on demographics of users to ensure an optimal public-facing reputation.

Invited Faculty: Susan H. Weinkle, MD; Janelle Vega, MD; Michelle F. Henry, MD; Sandra Lee, MD; Adam Haroun, MD

Learning Objectives:

- Define public relations vs. marketing in a dermatology practice.
- Implement best practices in the use of social media to ensure an optimal public-facing reputation.
- Describe how to effectively manage social media to enhance the dermatologic surgery practice with communications and practice branding.

Time: 4:15 – 5:15 p.m.
Title: **Technology Disrupters in Dermatologic Surgery**
 1.00 **CME**

Directors: Anne M. Chapas, MD; Melissa K. Levin, MD

Description: Understand the changing medical landscape, the current status, the benefits, and limitations of artificial intelligence, 3D printing, robotics, teledermatology and block chain skincare and attempts to answer the question that we are all asking today – where does that leave the dermatologic surgeon and dermatologist?

Invited Faculty: Anthony M. Rossi, MD; Dhaval Bhanusali, MD; George Z. Han, MD; Justin Ko, MD

Learning Objectives:

- Discuss the changing medical landscape impacting dermatology.
- Discuss the benefits and limitations of artificial intelligence, 3D printing, robotics and teledermatology.
- Identify the current status of block chain skin care.

Time: 4:15 – 5:15 p.m.
Title: **Practice Management Round Table Discussions**
 1.00 **CME**

Director: Tony Davis, President, Association of Dermatology Administrators and Managers (ADAM)

Description: Bring your top practice management challenges and burning questions to discuss with this expert panel. As a result, you will come away and gain new and innovative solutions and pearls. Attendees will also have time to share their own pearls and network with other dermatology practice administrators.

Invited Faculty: William O. Kenney, MHA, FACHE, CMPE; George Smaistrila, Jr., FHFMA, CMPE, CPC; Kirstie Jackson, Jessica Pape

Learning Objectives:

- Develop answers to everyday practice management questions and challenges.
- Identify new and innovative solutions to financial, operational and strategic problems in practice management.
- Extend your network with fellow practice administrators.



FRIDAY, OCT. 25**Time:** 7 – 8:15 a.m.**Title:** **Global Perspectives on Injectables**

⊖ 1.25 CME

Directors: *Katie Belezny, MD; Jaishree Sharad, MD***Description:** Anatomy of the face with respect to Caucasians, Asians, African Americans, Indians and the anatomical changes with aging.**Invited Faculty:** Jeanine B. Downie, MD; Monica Ka Yi Li, MD**Learning Objectives:**

- Identify the global differences in injectables with respect to the concept of beauty.
- List the anatomical variations in faces from around the globe.
- Recognize the injection techniques in Caucasians, African Americans, Asians and how they vary.

Time: 7 – 8:15 a.m.**Title:** **Cosmeceuticals**

1.25 CME

Directors: *Vivian W. Bucay, MD; Kavita Mariwalla, MD***Description:** Cosmeceuticals play an important role in skin health and beauty. This session will define their role in your patient's skin care regimen, broaden your understanding of the role of topical antioxidants and retinols for reducing stress and damage and improving signs of photoaging, respectively.**Invited Faculty:** Ruth E. Tedaldi, MD; Diane S. Berson, MD; Patricia Farris, MD; Pearl E. Grimes, MD**Learning Objectives:**

- Define cosmeceuticals and their role in the skin care regimen and the role of the dermatologist in making skin care recommendations as well as design skin care regimens tailored to individual needs based on prevention and protection.
- Discuss the role of topical antioxidants (including vitamin C, vitamin E, niacinamide) in mitigating damage due to UVR, pollution and other environmental stressors.
- Integrate an overview of retinols and innovative cosmeceuticals and their job in improving the signs of photodamage and photoaging.

Time: 7 – 8:15 a.m.**Title:** **Neuromodulators: Cutting Edge**

⊖ 1.25 CME

Directors: *Deirdre Hooper, MD; Seth L. Matarasso, MD***Description:** Take your neuromodulator knowledge to the next level with new and upcoming products, best techniques to maximize results and avoid complications and innovative concepts to consider utilizing in your practice.**Invited Speaker:** Vince Bertucci, MD, FRCPC; Sue Ellen Cox, MD; Jean D. Carruthers, MD; Carolyn I. Jacob, MD**Learning Objectives:**

- Explain the nuances of new neuromodulators coming to market.
- Demonstrate expertise in technique in both upper and lower face approaches.
- Identify novel uses for neuromodulators to implement into clinical practice.

⊖ Open to Physician Registrants Only

Time: 7 – 8:15 a.m.**Title:** **Refinements in Perioral Reconstruction**

1.25 CME

Directors: *Iren Kossintseva, MD, FRCPC; Jeremy S. Bordeaux, MD, MPH***Description:** Learn how to achieve the optimal cosmetic and functional result repairing complex lip defects.**Invited Faculty:** John Carucci, MD, PhD**Learning Objectives:**

- Identify the considerations involved in planning a functionally and cosmetically excellent reconstruction of the lip.
- Distinguish various approaches for reconstruction and explain why certain repairs are most appropriate in different scenarios.
- Evaluate complex lip defects and reconstruct with Abbe lip switch, multiflap or other creative outside-the-box repairs.

Time: 7 – 8:15 a.m.**Title:** **Masters' Roundtable Discussion for Early Career and Resident Dermatologists: Real Life Perspectives on Practice Management, Networking and Leadership**

⊖ 1.25 CME

Directors: *Elizabeth I. McBurney, MD; Heidi Prather, MD***Description:** Pearls and pitfalls of building your career, from seeking leadership opportunities in societies or clinical research opportunities with industry, how best to transition from a resident to an early-career dermatologist and how to navigate social media as a physician.**Invited Faculty:** Seaver Soon, MD; Brian Raphael, MD; Mary E. Maloney, MD; Arisa E. Ortiz, MD**Learning Objectives:**

- Establish mentorship through unique and personal conversations in our dermatology community.
- Integrate practical advice and experience for your practice management.
- Recognize the next steps to developing career networks and leadership opportunities with industry, colleagues and our societies.

Time: 7 – 8:15 a.m.**Title:** **How to Bring a Product to Market**

1.25 CME

Directors: *Frederick C. Beddingfield, MD, PhD; Shlomit Halachmi, MD***Description:** Learn the steps necessary to bring your idea from concept to fruition, plus case studies on how a drug and a device were brought to market by ASDS members.**Invited Faculty:** Ashish Bhatia, MD; Paul Lizzul, MD, PhD, MPH, MBA**Learning Objectives:**

- Develop a strategy and process to advance your product, including resources to support development.
- Determine the appropriate regulatory process (cosmetic, device, drug or other) required to bring your product to market.
- Explain the importance of intellectual property in product development.

Time: 8:30 – 10 a.m.

Title: **Essential Office and Financial Policies for Your Practice**
1.50 **CME**

Directors: Brooke A. Jackson, MD; Joel L. Cohen, MD

Description: Office and financial polices to maximize efficiency and minimize misunderstandings provides structure to our medical practices for those who are in private practice or are considering one.

Invited Faculty: Doris Day, MD; Charles E. Crutchfield, MD

Learning Objectives:

- Use essential office policies for an efficiently run practice regarding: patients, staff / employees and vendors.
- Integrate tools to enforce your policies and what to do when policies are not followed.

Time: 10:45 a.m. – Noon

Title: **Diversity: Preparing Yourself to Work in a Changing Landscape**
1.25 **CME**

Directors: Anna A. Bar, MD; Deirdre Hooper, MD

Description: Fascinating look at the diverse patients we see and best practices in treating the very young, very old and transgender patients. The importance of recognizing skin cancers in skin of color, how our own workforce is becoming more diverse and what we can do to best support our colleagues.

Invited Faculty: Hassan Galadari, MD; Jennifer L. MacGregor, MD; Seemal Desai, MD; Valencia Thomas, MD; Patricia Ogilvie, MD

Learning Objectives:

- Summarize global trends in cosmetic procedures, including aesthetic treatments in transgender, adolescent and geriatric patients.
- Examine the diversity in the dermatology workforce.
- Recognize and treat skin cancer in skin of color.

Time: 10:45 a.m. – Noon

Title: **Dermatologic Surgery Coding and Reimbursement Issues**
1.25 **CME**

Directors and Faculty: Glenn D. Goldman, MD; Alexander Miller, MD

Description: Focus on procedural coding and cosmetic billing. Learn to code accurately for biopsy, destruction, excision, repair, Mohs surgery and advanced reconstruction. Special attention will be paid to appropriate documentation, audit triggers and medically-unlikely edits. The Mohs AUC will be reviewed, as will some of the more restrictive local policy decisions.

Learning Objectives:

- Distinguish between an intermediate linear closure and a complex closure.
- Implement how to appropriately bill for adjacent tissue transfer with an eye to location and size of reconstruction.
- Plan to properly code for less common procedures that arise in clinical practice.

Time: 1:30 – 2:25 p.m.

Title: **Real World, Small Volume: High-Yield Filler Injection Techniques**
⊖ 0.75 **CME**

Directors: Sabrina G. Fabi, MD; Joely Kaufman, MD

Description: Tips for high-yield injection techniques to deliver the best patient outcomes using fillers.

Invited Faculty: Terrence Keaney, MD; Christine DeWitt, MD; Kate Goldie, MCCHB

Learning Objectives:

- Demonstrate methods of filler injection to obtain the most effective outcomes.
- Compare different fillers for various facial regions and identify which fillers may be most effective.
- Outline a plan for efficient filler use with high yield injection techniques.

Time: 1:30 – 2:25 p.m.

Title: **Saving Face: Reconstructive Solutions to Challenging Defects**
0.75 **CME**

Directors: Todd V. Cartee, MD; David G. Brodland, MD

Description: Challenging defects will be discussed with options for wound management and the pros and cons of the closure options. The selected reconstruction will be demonstrated with best practices to the selection of this flap, key sutures and keys to expertly executing the flap.

Invited Faculty: Molly C. Powers, MD; Seaver Soon, MD

Learning Objectives:

- Select at least three reasonable reconstructive wound management options for any given cutaneous wound.
- Discuss the pros and cons of each wound management option generated and then review in detail the reconstruction favored for a given clinical scenario.
- Clarify that each wound presents its own complex set of challenges that must be addressed in a thoughtful, creative fashion, taking into account the desires and expectations of the patient.

Time: 1:30 – 2:25 p.m.

Title: **Finessing Challenging Situations in Cosmetic Dermatology**
0.75 **CME**

Directors: Lisa M. Donofrio, MD; Evan Rieder, MD

Description: Explore the criteria for body dysmorphic disorder and how to handle suspicious patients and the legal and ethical implications of treating patients with suspected body dysmorphic disorder.

Invited Faculty: Mathew M. Avram, MD, JD; Michael S. Kaminer, MD

Learning Objectives:

- Recite the clinical criteria for body dysmorphic disorder (BDD) diagnosis and facilitation of key questions during cosmetic consultation.
- Identify, educate and properly treat and refer patients with BDD.
- Coordinate the thorny legal issues including informed consent, lawsuits, managing threatening patients and discharging a patient.

Time: 1:30 – 2:25 p.m.

Title: **Workshop on Aseptic Technique, Managing Medicines and Safety in Office Environment**

0.75 **CME**

Directors: Murad Alam, MD, MSCI, MBA; S. Brian Jiang, MD

Description: Hear about current USP Chapter 797 Sterile Preparation of Medication standards, which many states adopt as rules. Refresh your knowledge regarding proper aseptic technique regarding in-office compounding.

Learning Objectives:

- Demonstrate competence in the aseptic, sterile technique for mixing and diluting medications; in the clean and semi-sterile technique in performing surgical procedures.
- Implement the use of oral antibiotics appropriately according to the latest guidelines and literature available.
- Describe the hazardous nature of surgical plume and utilize equipment to minimize exposure.

Time: 1:30 – 2:25 p.m.

Title: **Technology to Improve Your Patient Consult and Experience**

0.75 **CME**

Directors: Suneel Chilukuri, MD; Nicholas Golda, MD

Description: Improve patient experience using technology, including the evidence related to technology-based interventions on patient experience; how technology is used during consults in an academic, oncology-focused practice as well as in a private, cosmetic-focused practice; how to standardize photography; how to utilize photography to improve your consult; and how technology can be used to follow up with your patient after the consult.

Invited Faculty: Scott Alten; Kim Campbell

Learning Objectives:

- Recall the evidence supporting different uses of technology in the patient consultation.
- Identify and discuss easily accessible technology that may be used to improve patient consults.
- Appraise how these techniques may be variably applied in academic and private practice settings as well as in predominately oncologic or cosmetic practices.



Time: 1:30 – 3:30 p.m.

Title: **Patient Demonstrations: Non-Invasive Rejuvenation Without Fillers or Toxins: The Latest and Greatest in Advanced Techniques**

⊖ 2.00 **CME**

Directors: Kimberly J. Butterwick, MD; Seth L. Matarasso, MD

Description: This live interactive session will feature experts from around the country demonstrating advanced non-invasive and minimally invasive aesthetic procedures without fillers or toxins. Attendees will observe how the faculty assess the aging face and neck and treat various areas from brow to neck with the latest techniques using polydioxanone and poly-L-lactic acid sutures, deoxycholic acid injections, microneedling with and without radio frequency, platelet-rich plasma, and micro-focused ultrasound.

Invited Faculty: Murad Alam, MD, MSCI, MBA; Lisa M. Donofrio, MD; Sabrina G. Fabi, MD; Carolyn I. Jacob, MD; Arielle N.B. Kauvar, MD; Kathleen M. Welsh, MD, Susan H. Weinkle, MD

Learning Objectives:

- Assess the latest techniques for optimal facial rejuvenation based on current clinical evidence and practice pearls.
- Review the indications and select the appropriate treatment modalities and potential complication profile for aesthetic facial rejuvenation.
- Recommend and refine necessary techniques for performing advanced cosmetic procedures for reliable and safe results.

Time: 1:30 – 3:30 p.m.

Title: **Hands-on Workshop and Cadaver Lab: Wound Closures**

⊖ 2.00 **CME**; 20 **MOC2**

Directors: Ramona Behshad, MD; Simon Yoo, MD

Description: This session is appropriate for beginner, intermediate, and advanced levels. It offers small group, hands-on practice performing complex layered linear repairs and local flaps, as well as advancement, rotation, and transposition flaps. Patient assessment, surgical planning, instrumentation and suture selection, and anatomy for safe surgical technique to optimize outcomes and minimize complications will be emphasized. Fresh frozen cadaveric arms will be utilized for realistic hands-on practice. This will be an invaluable experience to gain individualized knowledge by working alongside experienced Mohs surgeons.

Invited Faculty: Ekama Carlson, MD, PhD; David R. Carr, MD; Daniel B. Eisen, MD; Nima Gharavi, MD, PhD; Sherrif Ibrahim, MD, PhD; Patrick K. Lee, MD; Adam Reed Mattox, DO; Misha D. Miller, MD

Learning Objectives:

- Assess anatomic considerations of wound closures to optimize outcomes and avoid complications.
- Summarize design and execution pearls and pitfalls for linear repairs and flaps covered in session.
- Perform complex linear repairs and the various types of local flap closures, at the intermediate level.

⊖ Open to Physician Registrants Only

Time: 2:35 – 3:30 p.m.

Title: **Current Trends in the Management of Melanoma**
0.75 CME

Directors: John T. Vetto, MD; Clara N. Curiel, MD

Description: Updates on the use of Mohs for melanoma and new treatment options and recent practice-changing melanoma studies for new thinking and directions in the treatment of melanoma.

Invited Faculty: Justin J. Leitenberger, MD

Learning Objectives:

- Outline the uses and limitations of Mohs surgery for malignant melanoma.
- Explain the paradigm shift in melanoma and current/future tools to determine metastatic risk.
- Illustrate three new treatments for melanoma and their mechanism of action.

Time: 2:35 – 3:30 p.m.

Title: **Private Practice vs. Private Equity Debate**
0.75 CME

Directors: Suzanne Bruce, MD; Mitchel P. Goldman, MD

Description: Many dermatologists are joining group practice models owned by a private equity or dermatologist-based group to decrease administrative burden and costs. Examine the pros and cons as well as personal and professional benefits of joining a group of dermatologists or staying as a single practice.

Invited Faculty: Michael S. Kaminer, MD; Betsy J. Wernli, MD

Learning Objectives:

- Summarize the current trend of dermatology practices being bought by private equity.
- Distinguish the pros and cons of practicing in private practice vs. private equity practice settings.
- Differentiate the ethical implications of joining a multi-practice group.

Time: 2:35 – 3:30 p.m.

Title: **The Genius Bar of the Skin Care Business**
0.75 CME

Director: Ruth E. Tedaldi, MD

Description: The business of skincare is a natural, enjoyable, profitable and necessary part of the cosmetic experience in the dermatologist's office. If you are not dispensing, then you are not managing complete care of the cosmetic patient or strengthening this relationship. Your patient should be on a morning and evening regimen that is comprised of skin actives that truly support any injectable or laser experience that same patient is receiving in your office. This session discusses the methods to achieve a sound regimen for each and every patient and then maintain those goals by addressing continuity of relationship and sales.

Invited Faculty: Patricia Farris, MD; Kathleen M. Welsh, MD; Marguerite A. Germain, MD

Learning Objectives:

- Summarize and explain the issues that patients care about, improve patient outcomes and extend the patient physician relationship.
- List how the physician efficiently and honestly discusses skin care with the patient.
- Formulate a plan for maintaining physician-patient relationship.

☹ Open to Physician Registrants Only

Time: 2:35 – 3:30 p.m.

Title: **Balancing Your Medical / Surgical and Cosmetic Practices**
☹ 0.75 CME

Directors: Sarah C. Jackson, MD; Vincent Richer, MD

Description: With an ever-growing number of aesthetic “providers / injectors”, the core specialist credentials of our membership remains a key differentiating factor. Faculty with mixed medical, surgical and cosmetic practices share what works and what doesn't in regards to their workflow organization, scheduling, use of physician extenders, patient communication and use of physical space in clinic to bring synergy and enhancement between the medical / surgical and the cosmetic / aesthetic aspects of a practice.

Invited Faculty: Roy G. Geronemus, MD

Learning Objectives:

- Identify clinical scenarios in your medical / surgical practice that can enhance your cosmetic practice while remaining coherent with your mission or brand.
- Evaluate practice characteristics such as daily workflow planning, physical clinic space and use of extenders to reach your goals.
- List features of your practice that differentiate it from competing aesthetic provider / injectors in your area.

Time: 4:15 – 5:30 p.m.

Title: **Iron Surgeon 13th Annual Competition**
☹ 1.25 CME

Directors: Andrew J. Kaufman, MD; Thomas E. Rohrer, MD

Description: Two opponents compete in a reconstruction or cosmetic match, presenting their best option for reconstruction of a surgical defect or improvement of a cosmetic concern. The audience evaluates their choices and arguments and votes to decide the winner of the Iron Surgeon Competition.

Invited Faculty: Cameron D. Chesnut, MD; Seaver Soon, MD; Katharine Ball, MD; Erik Cabral, MD; Cyndi J. Yag-Howard, MD; Kavita Mariwalla, MD

Learning Objectives:

- Analyze a surgical defect and come up with multiple reconstructive options.
- Recognize multiple ways to approach cosmetic improvements for patients.
- Select appropriate repairs for surgical defects and therapies and approaches for cosmetic corrections.

Time: 4:15 – 5:30 p.m.

Title: **Practice Management for Non-Physicians**

Director: Tony Davis, MHA, FACHE, CMPE, President, Association of Dermatology Administrators and Managers (ADAM)

Description: Learn the benefits and pitfalls to social media, how to attract and retain quality staff. Implement effective patient consent processes that optimize flow and create a positive experience for the patient.

Invited Faculty: William O. Kenney, MHA, FACHE, CMPE; Kirstie Jackson

Learning Objectives:

- Recall the pros and cons of social media.
- Describe what to look for in IT solutions.
- Determine the types of employee incentives necessary to attract and retain quality employees.

SATURDAY, OCT. 26**Time:** 7 – 8:15 a.m.**Title:** **Rheology for the Dermatologic Surgeon – The State of the Science with Anatomical Correlation**

⊖ 1.25 CME

Description: This session will focus on new and emerging applications of rheology - the study of flow-related properties - that can help dermatologic surgeons to apply an evidence-based approach to selecting and combining procedures for the face and neck with optimal results and safety.

Director: Hema Sundaram, MD**Invited Faculty:** Thomas Rapp, MD**Learning Objectives:**

- Describe the areas of dermatologic surgery where rheology can be of value to procedural safety, treatment planning and best-practice techniques for soft tissue fillers and suspension threads.
- Analyze and apply new findings in anatomy and tissue biomechanics to selection, combination and individualization of minimally-invasive procedures for patients of different ethnicities, genders and ages.
- Discuss how rheology with anatomical correlation can inform the avoidance and management of complications from fillers and suspension threads including vascular complications from fillers.

Time: 7 – 8:15 a.m.**Title:** **Blepharoplasty**

⊖ 1.25 CME

Directors: Ronald L. Moy, MD; Steven M. Rotter, MD

Description: As dermatologic surgeons continue to enhance their surgical skills, more are turning to surgical procedures for optimum cosmetic results. Learn how to perform blepharoplasties with fat transposition and carbon dioxide and how to avoid complications.

Invited Faculty: William M. Ramsdell, MD**Learning Objectives:**

- Improve how to perform a lower lid blepharoplasty with fat transposition.
- Recognize when to perform radio frequency, lower lid blepharoplasty and when to use carbon dioxide laser to tighten infraorbital skin.
- Summarize how to avoid complications with upper and lower lid blepharoplasty.

**Time:** 7 – 8:15 a.m.**Title:** **Morning at the Movies: Advanced Laser and Energy-based Videos**

⊖ 1.25 CME

Directors: Arisa E. Ortiz, MD; Nazanin A. Saedi, MD

Description: Video session exploring new and emerging laser technologies, controversies and optimal techniques that can be applied to your practice.

Invited Faculty: Omar A. Ibrahim, MD, PhD; Catherine DiGiorgio, MD**Learning Objectives:**

- Discuss new and emerging technologies and controversies in the field of laser surgery.
- Summarize optimal techniques for laser procedures and understand how to implement them into clinical practice.
- Recognize appropriate clinical endpoints for assessing treatment parameters with laser and aesthetic procedures.

Time: 7 – 8:15 a.m.**Title:** **Reconstruction of the Eyelid and Periocular Area**

1.25 CME

Director: Julie Woodward, MD

Description: Options and techniques for surgical repair of the periocular area after Mohs surgery from simple to complex. Case presentations describing surgical planning with consideration of blood supply, ocular surface protection and lacrimal system repair. Techniques for direct closure, advancement flaps, rotational flaps, skin grafts, posterior surface reconstruction, Crawford tubes and Jones tubes.

Invited Faculty: Lisa K. Chipps, MD, MS; Suzanne K. Freitag, MD**Learning Objectives:**

- Recall periocular anatomy for form and function.
- Critique the Mohs defect and options for surgical repair becoming familiar with options for surgical repair including direct closure, advancement flaps, rotational flaps, pedicle flaps, skin grafts, mucosal grafts, Crawford tubes and Jones tubes.
- Predict and plan for complications such as lagophthalmos, ectropion, chronic foreign body sensation, corneal abrasion and epiphora.

Time: 7 – 8:15 a.m.**Title:** **Dermatologic Surgery in Pediatric Patients**

1.25 CME

Directors: Kristen Marie Kelly, MD; Julianne Mann, MD

Description: Pearls for treating pediatric patients will be discussed and the range of procedures in children, including laser surgery (vascular lesions, select pigmented lesions and scars), nail surgery and common complications and how to address them.

Invited Faculty: Anna Y. Kirkorian, MD; Jane Bellet, MD**Learning Objectives:**

- Identify indications for laser treatments in the pediatric population and discuss treatment timing.
- Discuss adjunctive measures for distraction and pain control to ensure successful procedures in pediatric patients.
- Outline nail surgery in a pediatric patient, including when to biopsy, surgical approaches, bandaging and the healing process of the nail unit.

Time: 7 – 8:15 a.m.
Title: **Masters’ Roundtable Discussions for Early Career and Resident Dermatologists: Pearls to Implement, Integrate and Master Aesthetics in Your Practice**
 ☉ 1.25 CME

Directors: Elizabeth I. McBurney, MD; Heidi Prather, MD
Description: Focus on the core of aesthetics in dermatology from chemical peels, lasers, injectables, veins and liposuction from how to learn these skills to implementing them in your practice.

Invited Faculty: Allison Sutton, MD, FRCPC; Ardalan Minokadeh, MD, PhD; Katie Belezny, MD, FRCPC; Jeanine B. Downie, MD; Ann C. Zedlitz, MD

- Learning Objectives:**
- Establish a mentorship through unique and personal conversations in the dermatology community.
 - Identify best resources to master best practices for injectables, lasers, sclerotherapy, chemical peels and body contouring.
 - Recognize key elements to integrating and growing aesthetics in your practice, including cost of goods (COG) and return on investment (ROI).

Time: 8:30 – 9:30 a.m.
Title: **Blade or Light: Surgical and Non-surgical Solutions to Common Problems**
 ☉ 1.00 CME

Directors: Todd V. Cartee, MD; Arisa E. Ortiz, MD
Description: Surgical and non-surgical approaches to three common clinical scenarios. While surgery is the established gold standard for managing BCC, our patients are increasingly seeking non-invasive, minimal downtime procedures for the most common tumor we encounter in practice.

Invited Faculty: Cameron D. Chesnut, MD; Brian S. Biesman, MD, FACS; Suzanne L. Kilmer, MD; E. Victor Ross, MD

- Learning Objectives:**
- Differentiate between surgical and non-surgical approaches to basal cell carcinoma.
 - Distinguish the pros and cons between blepharoplasty and noninvasive periorbital rejuvenation.
 - Improve the patient outcomes for patients with neck laxity.



Time: 8:30 – 9:30 a.m.
Title: **Benchmarking: Comparison Data on Dermatology Practices**
 1.00 CME

Director: Tony Davis, President, Association of Dermatology Administrators and Managers (ADAM)

Description: The latest benchmarking data collected by the Association of Dermatology Administrators and Managers (ADAM) on Dermatology and what it means to your practice will be presented. Attendees will be able to practically apply the benchmarking data into useful internal reporting for the purposes of enhanced productivity, cash flow improvement and increased profitability.

Invited Faculty: George Smaistrila, Jr., FHFMA, CMPE, CPC

- Learning Objectives:**
- Describe the benchmarking data collected by the Association of Dermatology Administrators and Managers (ADAM).
 - Understand how to effectively use the benchmarking data in your practice reporting.
 - Apply the industry data to effect change in your practice to improve cash flow and profitability.

Time: 10:15 – 10:45 a.m.
Title: **The Vic Narurkar, MD, Innovations in Aesthetic Dermatology Lecture**
 0.50 CME
Keynote Speaker: Roy G. Geronemus, MD
Introduction: Kathy Fields, MD and Allergan representative 

Time: 10:45 – 11:15 a.m.
Title: **Lawrence M. Field, MD, Honorary Lecture**
 0.50 CME
Keynote Speaker: Dr. Kee Yang Chung
Introduction: Lawrence M. Field, MD

Time: 10:15 – 11:15 a.m.
Title: **Practice Marketing Tips**
 1.00 CME
Director: Tony Davis, President, Association of Dermatology Administrators and Managers (ADAM)

Description: Attendees and experts will discuss straightforward techniques and ideas through more elaborate methods to market their practice regarding general and cosmetic dermatology.

Invited Faculty: George Smaistrila, Jr., FHFMA, CMPE, CPC; Kirstie Jackson

- Learning Objectives:**
- Discuss the latest trends and best practices in marketing.
 - Outline how to retain patients for strong and steady growth.
 - Evaluate the pros and cons of marketing techniques and programs for medical and cosmetic dermatology.

Time: 11:30 – 12:30 p.m.

Title: **Integrative and Holistic Dermatology**

1.00 

Directors: *Andrew J. Kaufman, MD; Kathleen M. Welsh, MD*

Description: International and national experts will discuss integrative assessments and treatments for dermatologic disease and the prevention of disease. Topics will include the role of hormonal and/or nutritional supplements including the current role of cannabis in dermatology.

Invited Faculty: Patricia Farris, MD; Jody Comstock, MD; Apple A. Bodemer, MD; Peter A. Lio, MD; Kate Goldie, MCCHB

Learning Objectives:

- Outline the role of integrative and holistic dermatology in optimizing surgical, cosmetic and medical patient care.
- Identify and recommend complementary treatments such as diet, hormones, cannabis and supplements for anti-aging and for the prevention and treatment of skin diseases.
- Develop a strategy for evaluating and recommending complementary treatments to our patients.

Time: 11:30 – 12:30 p.m.

Title: **Office Protocols and Efficiencies**

1.00 

Director: *Tony Davis, President, Association of Dermatology Administrators and Managers (ADAM)*

Description: How to set-up and manage processes within your practice to obtain optimal efficiencies in the daily workday.

Invited Faculty: George Smaistrila, Jr., FHFMA, CMPE, CPC; William O. Kenney, MHA, FACHE, CMPE

Learning Objectives:

- Organize and strategize healthy practice management.
- Evaluate how staff training, physician timing, patient scheduling can maximize patient flow.
- Experiment with the value of having consistent historical reviews in each core area of the practice.

Time: 1:45 – 2:45 p.m.

Title: **Sophisticated Approaches to Nonsurgical Rejuvenation**

⊖ 1.00 

Directors: *Jeffrey S. Dover, MD, FRCPC; Heidi A. Waldorf, MD*

Description: With an emphasis on expert facial assessment, comprehensive treatment planning and advanced combination treatments, participants will refine the skillset required for truly sophisticated patient care. The faculty will also share tips and tricks to elevate the consultation and treatment experience to reflect the sophistication of ASDS members that distinguish us from a pervasive commoditized approach.

Invited Faculty: Peter Hsien Li P. Peng, MD; Kate Goldie, MCCHB; Rashmi Shetty, MD

Learning Objectives:

- Describe the mechanisms behind early intervention as a means of changing the aging process and how to harness in practice.
- Identify how to evaluate, diagnosis, avoid and correct unnatural or unattractive injectable results.
- Explain the correlation between injection technique and depth in creating aesthetic results.

Time: 1:45 – 2:45 p.m.

Title: **Shared Interest Group: Reconstruction – Deep Dive into Reconstructive Surgery**

1.00 

Directors: *Heidi B. Donnelly, MD; Ken K. Lee, MD*

Description: Take a deep dive into the realm of reconstructive surgery. Diverse defects will be presented with both simple and complex repair options.

Invited Faculty: Steven M. Rotter, MD; Greg S. Morganroth, MD; Michael H. Swann, MD; Iren Kossintseva, MD, FRCPC

Learning Objectives:

- Select simple or complex repair options for specific defects based on patient characteristics and anatomic limitations.
- Identify key surgical steps in order achieve optimal repair results.
- Recognize and manage potential pitfalls and complications from selected repairs.

Time: 1:45 – 2:45 p.m.

Title: **Building Your Brand: How to Craft Your Practice's Unique Positioning**

1.00 

Director: *Brigid McCabe*

Description: Prior to marketing your practice, it is essential to have a brand strategy. This session will teach you how to develop your differentiated brand positioning, rooted in physician and patient feedback, business goals, and industry research. In three steps, we will show you how to uncover WHY you exist versus WHAT you sell – the core value proposition of your brand

Invited Faculty: Yunyoung Chang, MD; Megan Driscoll; Deborah McCormick

Learning Objectives:

- Formulate primary and secondary research on patient insights and market dynamics.
- Design and lead a consensus-building stakeholder workshop to align the practice / physician goals and differentiators ("WHY" the practice exists).
- Design a clear-cut strategic five-year brand value proposition that engages and inspires action from all key stakeholders in your practice, within the larger industry and sales channels.

Time: 1:45 – 2:45 p.m.

Title: **Immunostain Bootcamp**

1.00 

Directors: *Sumaira Aasi, MD; Basil S. Cherpelis, MD*

Description: Become familiar with the supplies and equipment needed to perform immunostains and understand the role of immunostains in Mohs surgery to treat selected malignancies.

Invited Faculty: Abigail Waldman, MD; Evans Bailey, MD, PhD

Learning Objectives:

- List the supplies and equipment needed to perform immunostains.
- Clarify the role of immunostains in Mohs surgery for melanoma and other difficult to treat malignancies.
- Identify clinical and histologic scenarios where immunostains may assist in tumor extirpation as well as potential pitfalls/jectives.

Time: 1:45 – 2:45 p.m.**Title:** **Physician Burnout and Wellness**

⊖ 1.00 CME

Director: *Zakia Rahman, MD***Description:** Are you at risk for physician burnout? This session will cover the drivers of burnout, the domains of professional fulfillment, and strategies for improving resilience.**Invited Faculty:** Maryam Hamidi, PhD; Anita Blanchard, MD**Learning Objectives:**

- Identify the major drivers of dermatologist burnout in various healthcare environments.
- Summarize the three reciprocal domains of professional fulfillment (efficiency of practice, culture of wellness, and personal resilience), differentiating between personal and systems based drivers.
- Utilize the science of nutrition in high cognitive load careers to improve personal resilience.

Time: 1:45 – 4 p.m.**Title:** **Patient Demonstrations: Advanced Face and Body Injection Techniques**

⊖ 2.25 CME

Directors: *Melanie Palm, MD, MBA, Susan H. Weinkle, MD***Description:** This live interactive session will feature experts from around the country demonstrating advanced injection techniques, including off-label and below-the-neck usage with dermal fillers, neuromodulators, poly-L-lactic acid and deoxycholic acid. Faculty will cover diverse approaches using structural tissue layers for the precise placement of injections to improve outcomes, minimize complications and enhance natural appearing results. Emphasis will be placed on aging changes in skeletal and soft-tissue layers, and avoiding and managing complications.**Invited Faculty:** Diane S. Berson, MD; Cheryl M. Burgess, MD; Annie Chiu, MD; Steven H. Dayan, MD, FACS; Rebecca Fitzgerald, MD; Omer Ibrahim, MD, PhD; Carolyn I. Jacob, MD; Keith Marcus, MD, FACS; Jose Raul Montes, MD, FACS; Rhoda S. Narins, MD; Kristel Polder, MD**Learning Objectives:**

- Optimize patient treatments through effective patient assessment and placement of agents.
- Select appropriate agents and injection strategies to perform advanced injection techniques.
- Identify potential complications and management strategies.

**Time:** 1:45 – 4 p.m.**Title:** **Hands-on Workshop and Cadaver Lab: Nail Surgery**

⊖ 2.25 CME; 22 MOC2

Directors: *Maral K. Skelsey, MD; Thomas J. Knackstedt, MD***Description:** This session is geared toward all levels of nail surgeons, from beginner and intermediate to advanced levels. It offers small group, hands-on experience practicing a variety of nail surgery techniques. Participants will be instructed on how to avulse the nail in several fashions (partial and complete), perform multiple different nail procedures (including punch, shave, longitudinal techniques), and more advanced procedures including en bloc excision of all nail tissues may be discussed. Approaches to patient assessment, including surgical planning, equipment / suture selection, and anatomical considerations to optimize outcomes will be covered. Anatomy as it relates to safe surgical technique will be stressed.**Invited Faculty:** Chris Adigun, MD; Susan E. Dozier, MD; Timothy C. Flynn, MD; Charlene Lam, MD; Faramarz Samie, MD; Simon Yoo, MD**Learning Objectives:**

- Establish a solid foundation of principles that will guide nail surgery, from simple to advanced procedures.
- Discuss perioperative considerations in nail surgery including regional anatomy, anesthesia, and tourniquet use.
- Treat a variety of nail conditions with surgical techniques including punch biopsy, shave (tangential biopsy), longitudinal biopsy and a variety of nail plate avulsion techniques.

Time: 3 – 4 p.m.**Title:** **Body Contouring with Injectables and Devices**

⊖ 1.00 CME

Directors: *Mathew M. Avram, MD, JD; Kyle Coleman, MD***Description:** The latest strategies for body contouring using devices and injectables.**Invited Faculty:** Catherine DiGiorgio, MD; Deanne Robinson, MD**Learning Objectives:**

- Identify ideal candidates for non-invasive body contouring devices.
- Recognize the risk / benefits of body contouring technology and its limitations.
- Select the best body contouring device and injectable for your patient.

Time: 3 – 4 p.m.**Title:** **Deconstructing Anatomy for Facial Reconstruction: Key Points for Repair and Cosmetic Enhancement**

1.00 CME

Directors: *Michael R. Migden, MD; Kevin N. Christensen, MD***Description:** Review the correlation between layered facial anatomy and achieving optimal cosmetic results following reconstruction.**Invited Faculty:** Ashley Wysong, MD, MS; Nirusha Lachman, PhD**Learning Objectives:**


- Demonstrate the principles behind layered facial anatomy.
- Recall the approaches for work-horse flaps.
- Identify anatomy behind current surgical techniques for cosmetic enhancement.

⊖ Open to Physician Registrants Only

Time: 3 – 4 p.m.
Title: **What's at Stake: Scope of Practice, Compounding, Stem Cells and More**
 1.00 

Directors: Murad Alam, MD, MSCI, MBA; Terrence A. Cronin, MD
Description: Insight into what is being done to influence current controversial subjects that threaten the care of our patients and the practice of dermatology and how to get involved in advocating for our patients and our specialty.

- Learning Objectives:**
- Practice skills used in dermatologic advocacy to promote issues on behalf of our patients and our practices.
 - Examine the controversial issues currently threatening our practice such as: scope of practice, compounding, stem cells and sunscreen.
 - Support involvement in advocating on behalf of our patients and our specialty.

Time: 3 – 4 p.m.
Title: **How to Build a Cosmetic Practice – the No-nonsense Guide from a Bi-coastal (and in between!) Perspective**
 1.00 

Directors: Ellen C. Gendler, MD; Ronald L. Moy, MD
Description: Elements that go into building a cosmetic practice; refining the procedures to incorporate, how to select the technology, how to bring skin care into the practice, the necessary staff, training techniques for staff, appropriate office design and marketing.

- Invited Faculty:** Jody Comstock, MD; Seth L. Matarasso, MD
Learning Objectives:
- Refine the list of procedures to offer in his or her cosmetic practice and determine which technology (lasers and other devices) to incorporate into the practice.
 - Compare the pros and cons of bringing skin care into the practice.
 - Identify key elements in staff hiring and training.


 Open to Physician Registrants Only



Time: 4:15 – 5:30 p.m.
Title: **Complications and Catastrophes: Preventing and Dealing with Undesirable Outcomes**
 1.25 

Directors: Sue Ellen Cox, MD; Ian A. Maher, MD
Description: Complications after dermatologic procedures can be traumatic for both patient and physician. Emerging literature for filler complications and data on the rate of adverse events from complicated reconstructive procedures.

- Invited Faculty:** Rebecca Fitzgerald, MD; Bryan T. Carroll, MD, PhD; Steven H. Dayan, MD; Derek H. Jones, MD; Jeremy R. Etzkorn, MD; Jeremy S. Bordeaux, MD, MPH
Learning Objectives:
- Explain the psychological impact of complications on patients and the physician.
 - Review both common and rare but serious complications after aesthetic injectable procedures.
 - Describe rate of adverse complications from complicated reconstructive procedures.
 - involvement how technology can be used to detect and prevent complications.

Time: 4:15 – 5:30 p.m.
Title: **Practice Management Pearls**
 1.25 

Director: Tony Davis, President, Association of Dermatology Administrators and Managers (ADAM)
Description: Discussion of practice management pearls to include: hiring and investing in the right staff; building a sense of teamwork and camaraderie among employees and physicians; ways to enhance clinical productivity; essential marketing strategies for growth; the importance of patient education and experience feedback; top key financial data points or metrics to complete trend analysis and maximize the bottom line profitability.

- Invited Faculty:** William O. Kenney, MHA, FACHE, CMPE
Learning Objectives:
- Explain the importance of hiring and investing in the right staff.
 - Maximize the use financial and non-financial data to recognize trends and improve profitability.
 - Extend clinical productivity through patient education.



SUNDAY, OCTOBER 27**Time:** 8:30 – 9:30 a.m.**Title:** **Breaking Bad: Confessions of Managing Cosmetic and Reconstructive Complications**

⊖ 1.00 CME

Directors: *Nowell J. Solish, MD; Thomas E. Rohrer, MD***Description:** Real-life complications seen in real-life practices, sharing management and outcomes.**Invited Faculty:** Seth L. Matarasso, MD; Roy G. Geronemus, MD; Mathew M. Avram, MD, JD; Jeremy B. Green, MD; Joel L. Cohen, MD; Jonathan L. Cook, MD; Steven M. Rotter, MD; Todd E. Holmes, MD**Learning Objectives:**

- Recognize that complications can occur with any aesthetic or reconstructive procedure.
- Summarize that recognizing a complication early and treating it appropriately is very important in minimizing permanent issues.
- Predict that handling the personal aspects of a complication is often as important as handling the medical aspects of the complication.

Time: 9:45 – 11:00 a.m.**Title:** **Advances in Hair Restoration – Surgery, Robots, Platelet-Rich Plasma and Medical Therapy**

⊖ 1.25 CME

Directors: *Marc R. Avram, MD; Amelia Hausauer, MD***Description:** The latest techniques and treatment in hair restoration options and how to employ them in your practice.**Invited Faculty:** Neil S. Sadick, MD; Ronda Farah, MD; Nicole E. Rogers, MD**Learning Objectives:**

- Recognize candidate selection and the role of PRP in treatment of hair loss for men and women.
- Recall the role of robotics in hair transplant surgery and predict candidate selection for elliptical donor harvesting vs. robotic follicular unit extraction.
- Implement updates on medical treatment options for male and female pattern hair loss.

Time: 9:45 – 11:00 a.m.**Title:** **Facelifts**

⊖ 1.25 CME

Directors: *Hayes B. Gladstone, MD; Greg S. Morganroth, MD***Description:** Everything you need to know about incorporating facelifts into your practice, including indications and patient selection, different approaches and techniques, and how to prevent and manage adverse effects.**Invited Faculty:** Steven M. Rotter, MD; Michael H. Swann, MD**Learning Objectives:**

- Describe facial aging, relevant anatomy, indications and patient selection for rhytidectomies.
- Explain the different approaches and techniques of rhytidectomies.
- Identify adverse effects for rhytidectomies and how to prevent and manage them.

⊖ Open to Physician Registrants Only

Time: 9:45 a.m. – 12:45 p.m.**Title:** **Hands-on Workshop: Excision, Flap, Suturing and Injection Techniques**

⊖ 3.00 CME; 30 MOC2

Directors: *M. Laurin Council, MD; Christie G. Regula, MD***Description:** This session is designed for early-career and resident dermatologists. Participants will gain expert-guided hands-on experience practicing excision, suturing and injection techniques on surgical simulation models. In addition, attendees will learn various wound closure options including advancement, transposition, rotation flaps, and interpolation flaps.**Invited Faculty:** Kimberly L. Brady, MD; Karen L. Connolly, MD; Cerrene N. Giordano, MD; Eva A. Hurst, MD; Charlene Lam, MD**Learning Objectives:**

- Increase competence in instrument handling and proficiency in suturing techniques.
- Excise tumors using standard and Mohs techniques.
- Execute improved complex linear closures, Z-plasty repairs and tissue flaps.

Time: 10:15 – 11:45 a.m.**Title:** **Front-row Seat: Interactive Injectable Demonstrations with the Masters**

⊖ 1.50 CME

Directors: *Ashish Bhatia, MD; Jeffrey T.S Hsu, MD***Description:** Unique session where simultaneous injections will be performed by masters on different anatomical areas, with learners rotating for chair-side viewing. Small groups of learners will be up close and personal during injections, asking questions of partnered injectors and benefiting from an interactive learning environment.**Invited Faculty:** Kimberly J. Butterwick, MD; Jordan C. Carqueville, MD; Shraddha Desai, MD; Quenby Erickson, DO; Daniel P. Friedmann, MD; Carolyn I. Jacob, MD; Faiyaaz A. Kalimullah, MD; Kevin S. Pinski, MD; Rachel N. Pritzker, MD; Amy F. Taub, MD**Learning Objectives:**

- Select optimal patient cosmetic treatments through effective patient assessment of anatomy and aging.
- Select appropriate agents and injection strategies to match patients' needs.
- Implement new injection strategies and techniques; and recognize danger areas and potential complications in order to avoid or manage as appropriate.



HOTEL / MEETING VENUE

Hyatt Regency Chicago

151 E Wacker Dr.
Chicago, IL 60601



HOTEL RESERVATIONS

Reserve in the ASDS Room Block for:

- Discounted room rates.
- Complimentary Wi-Fi in your guest room.
- Increased networking opportunities.
- Special amenities such as industry room drops.

Room rate: \$274 standard single / double + tax

Reservation cut-off date is Sept. 30 or until the ASDS room block fills.

book.passkey.com/event/goASDS2019

Call the hotel directly toll-free 1-800-233-1234 and mention “ASDS Meeting” to receive the group rate.

ASDS does not use third party organizations (online or via telephone) for booking accommodations. For your safety and security, please only make your reservations using the online reservation link or the reservation phone number.

AIR TRAVEL INFORMATION

ASDS has secured discounts with the following airlines:



United Airlines united.com

Visit united.com/meetingtravel and enter **ZGE6902024** in the Offer Code box to receive your discount. MileagePlus members earn Premier Qualifying Dollars and miles for their travel.

Enter departing and arriving cities and dates.

Click on “Advanced Search.” Your discount of up to 5 percent will automatically be calculated.

Or call United Meetings at 1-800-426-1122 and provide the discount code **ZGE6902024**.

Delta Airlines delta.com

Please click here to book your flights!

You may also call the Delta Meeting Network® at 1-800-328-1111* Monday – Friday, 7 a.m. – 7:30 p.m. (CT) and refer to Meeting Event Code **NY2TN**.

*There is no service fee for reservations booked and ticketed via the reservation 800 number.

GROUND TRANSPORTATION

Take advantage of convenient Hyatt Regency Chicago valet parking with unlimited in-and-out privileges or self-park at the nearby Illinois Center Garage.

Hyatt Regency Valet Parking: \$69 / Overnight

Hyatt Regency Self-Parking: \$49 / Overnight

Other Transportation

- Chicago Midway International Airport: 13 miles to Hyatt Regency Chicago
- O’Hare International Airport: 18 miles to Hyatt Regency Chicago

Note: Registrants are responsible for making their own hotel and travel reservations.



REGISTRATION INFORMATION / POLICIES

Registration includes admission to all general educational sessions, Targeted Talks, Morning Masters, Unplugged and General Sessions; access to the Exhibit Hall; and the ability to purchase tickets for special educational sessions, workshops and networking events.

➔ **Save \$200 by registering before Sept. 18.**

Advance Registration on or before Sept. 18	After Sept. 18 or on-site
---	--

ASDS Members	\$849	\$1,049
Available to current ASDS Fellows, Corresponding Fellows, Osteopathic Affiliates, Associates, Honorary and Adjunct Members. To renew or apply for ASDS membership, call 847-956-0900.		
ASDS Life Members	\$209	\$409
Non-member Dermatologists	\$1,609	\$1,809
Proof of board certification from the American Board of Dermatology, the Osteopathic Board of Dermatology, the Royal College of Physicians and Surgeons of Canada or the international equivalent must accompany your registration.		
Post-residency Trainees	\$489	\$689
Residents	\$289	\$489
Includes Graduating Class of 2019		
International Residents	\$209	\$409
Includes Graduating Class of 2019. Letter from dermatology program director must accompany your registration.		
Medical Students	\$209	\$409
Includes admission to Exhibit Hall, receptions and all sessions, excluding workshops. Letter from your medical school dean must accompany your registration.		
Clinical Staff (MAs, PAs, RNs, Surgical Assistants), Administrative Staff, ADAM Members	\$259	\$459
Includes admission to the Exhibit Hall, receptions and all unrestricted sessions (restricted sessions are marked ⊖) Employing dermatologist's name must accompany your registration.		
Guests	\$229	\$429
(Spouse / Companion only) Must be a guest of a registrant above. Includes admission to Exhibit Hall and Receptions. Attendance at scientific sessions is not permitted.		

ITMP Mentor Networking Lunch

Friday, Oct. 25 at Noon – 1:30 p.m.
(during the Networking Break)

Learn about participation as a mentor or host in international teaching activities with the ASDS International Traveling Mentorship Program (ITMP) during this networking event. By Invitation only. Those interested in attending should contact Hana Herron at hherron@asds.net.



The **Surgical Directors Forum** will meet on Saturday, Oct. 26 at 9:30 – 10:15 a.m. (during the Networking Break). By invitation only. Those interested in attending should contact Hana Herron at hherron@asds.net.



Keep Expert Advice Close at Hand

with

ASDS ANNUAL MEETING RECORDINGS



Review the latest techniques and best practices presented during ASDS Annual Meetings. Whether you want to review pearls or catch missed sessions, the expertly synced slides and audio provide an 'almost-there' viewing experience. Watch sessions 24/7 online or download audio files for on-the-go convenience!

2019 ASDS Annual Meeting Recordings

Order Now and Save \$50!

\$99 ASDS Member

\$149 Non-Member

After Oct. 27, 2019

\$149 ASDS Member

\$199 Non-Member

ASDS
2019
Annual Meeting | October 24-27
Chicago, Illinois

Order today at asds.sclivelearningcenter.com.

Only select sessions recorded. Recordings available eight weeks after meeting. An email will be sent with login information.